

Market Overview

The local bourse maintained its positive trajectory for the second consecutive session as the benchmark index edged higher. The Consumer Goods index and Insurance index posted positive returns while other sector indices closed lower.

Consolidating on previous gain - The benchmark index rose 0.06 percent to 28,263.16 compared to an appreciation of 0.29 percent previously. Market capitalization improved by N5.53billion to close at N9.71trillion. YTD return now stands at - 1.32 percent.

Marginal decline in activity level – Investors staked N1.96billion on 249.00million shares exchanged in 3,170 deals, representing a decline of 5.77 percent when compared to 265.07million shares worth N1.56billion traded previously. Shares of Fidelity Bank and Diamond Bank Plc boosted activity in the financial services sector, seeing that the sector accounted for over 75percent of total market volume.

Mixed sector performance – The NSE-CON.GOODS index firmed up by 0.44 percent on gains in Flour Mills and Cadbury Plc while the NSE-INSURANCE index rose 0.23 percent. On the contrary, the NSE-OIL&GAS index lost 1.06 percent on losses in Oando and Conoil Plc; the NSE-BANKING index declined 0.34 percent on sell pressure in Unity Bank and United Bank for Africa Plc while the NSE-IND.GOODS index shed 0.09 percent.

Market breadth sustains negative posture – Market breadth closed negative with 16 gainers and 22 losers. FLOURMILL led advancers by 4.99 percent, CADBURY 4.95 percent, SKYE BANK 4.76 percent, CHAMPION 4.00 percent and LAWUNION 3.64 percent.

On the flip side, BETAGLASS led the losers chart by 9.71 percent, CAVERTON 9.52 percent, CONOIL 8.24 percent, OANDO 4.93 percent and LIVESTOCK 4.40 percent.

Daily Statistics

Equities:	
All Share Index	28,263.16
Daily Return	0.06%
Market Cap.	N9.71trn
Week-to-date	0.06%
Year-to-date return	(1.32%)
Volume	249.10mn
Value	N1.96Bn
Deals	3,170
Money Market:	
Overnight	15.63%
1 month	19.69%
3 months	20.82%
6 months	22.29%
Exchange Rate:	
₦/\$	307.79
Change	1.69%

Contact:
Planet Capital Research
Email:
informationalservices@planetcapitaltd.com

Phone:
01 2700000 0700000000

September 26, 2016

Consolidating on previous gain.....Index up 0.06%

SECTOR ANALYSIS	26/09/2016	23/09/2016	CHANGE (%)	YTD RETURN (%)
NSE-30	1,256.35	1,255.71	0.05%	(2.43%)
NSE-BANKING	280.16	281.11	(0.34%)	4.35%
NSE-INSURANCE	128.68	128.39	0.23%	(10.03%)
NSE-CON.GOODS	742.02	738.80	0.44%	(0.56%)
NSE-OIL&GAS	327.93	131.46	(1.06%)	(8.03%)
NSE-IND.GOODS	1,848.13	1,849.88	(0.09%)	(14.70%)

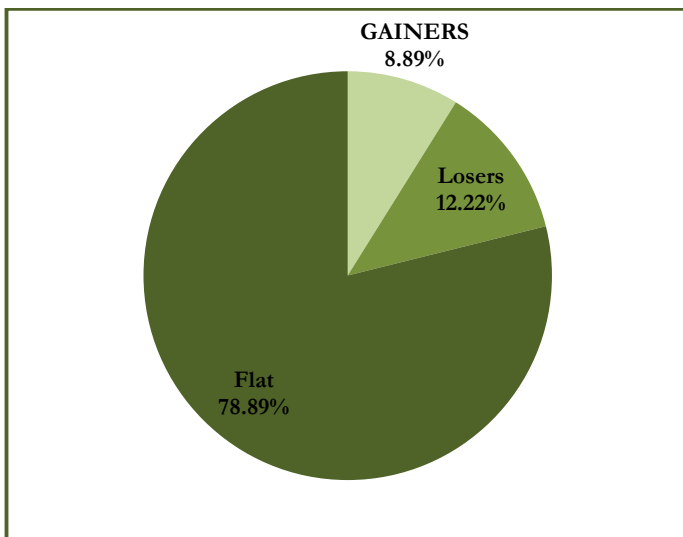
GAINERS TABLE

SYMBOL	CLOSE	PREVIOUS	CHANGE	YTD RTN
FLOURMILL	₦21.04	₦20.04	4.99%	1.15%
CADBURY	₦16.53	₦15.75	4.95%	(3.62%)
SKYEBANK	₦0.66	₦0.63	4.76%	(58.23%)
CHAMPION	₦2.60	₦2.50	4.00%	(22.85%)
LAWUNION	₦0.57	₦0.55	3.64%	N/A
DANGFLOUR	₦3.86	₦3.73	3.49%	241.59%
FBNH	₦3.20	₦3.10	3.23%	(37.62%)
CONTINSURE	₦0.98	₦0.96	2.08%	(13.27%)
STERLNBANK	₦1.05	₦1.03	1.94%	(42.62%)
TOTAL	₦299.25	₦295	1.44%	103.56%

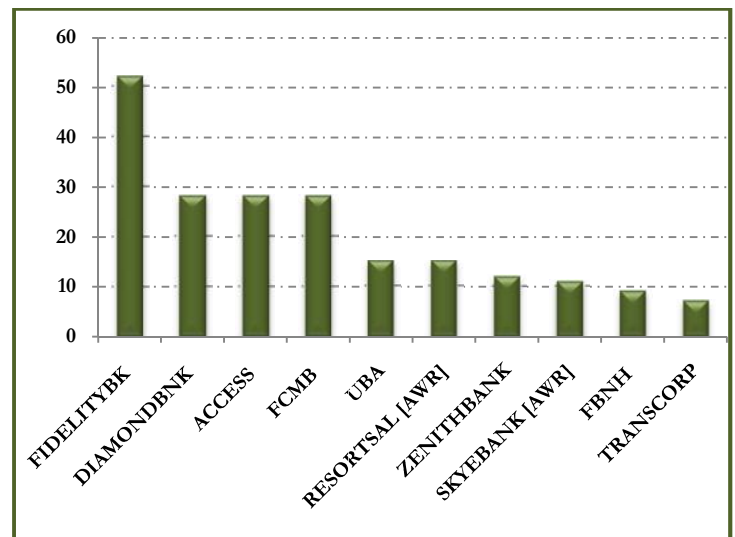
LOSERS TABLE

SYMBOL	CLOSE	PREVIOUS	CHANGE	YTD RTN
BETAGLASS	₦31.51	₦34.90	(9.71%)	(41.05%)
CAVERTON	₦0.95	₦1.05	(9.52%)	N/A
CONOIL	₦39.00	₦42.50	(8.24%)	57.64%
OANDO	₦5.59	₦5.88	(4.93%)	(5.25%)
LIVESTOCK	₦0.87	₦0.91	(4.40%)	(34.59%)
UNITYBNK	₦0.70	₦0.73	(4.11%)	(37.50%)
FIDSON	₦1.55	₦1.61	(3.73%)	(38.00%)
7UP	₦144.55	₦150.00	(3.63%)	(20.58%)
UBA	₦4.16	₦4.30	(3.26%)	23.08%
DANGSUGAR	₦6.40	₦6.58	(2.74%)	6.14%

GAINERS VS LOSERS – PERCENTAGE DISTRIBUTION



TOP TEN BY VOLUME (MILLION)



SECTOR CONTRIBUTION BY VOLUME (MILLION)



MKT CAP BY SECTORS



GLOBAL MARKETS	26/09/2016	23/09/2016	CHANGE (%)	YTD RTN (%)
S&P 500	2,164.69	2,177.18	(0.57%)	4.91%
FTSE 100	6,833.42	6,909.43	(1.10%)	9.47%
NIKKEI	16,544.56	16,754.02	(1.25%)	(13.08%)
JALSH	51,341.82	51,999.45	(1.26%)	1.28%
IBOV INDEX	58,697.00	58,994.17	(0.50%)	35.40%
NIFTY	8,723.05	8,831.55	(1.23%)	9.54%
MICEX	1,997.20	2,011.83	(0.73%)	13.39%

Source: Bloomberg

ECONOMIC UPDATE/FINANCIAL HIGHLIGHTS

Funding constraint, foreign firms' apathy stall construction projects - Professionals in the construction sector say that the industry is the worst hit by the current economic recession being experienced in the country. Source Punch

FG, states meet on revenue generation - The Minister of Finance, Mrs. Kemi Adeosun, will on Tuesday meet with the commissioners for Finance from the 36 states of the federation on options available to the government to finance developmental projects. Source Punch

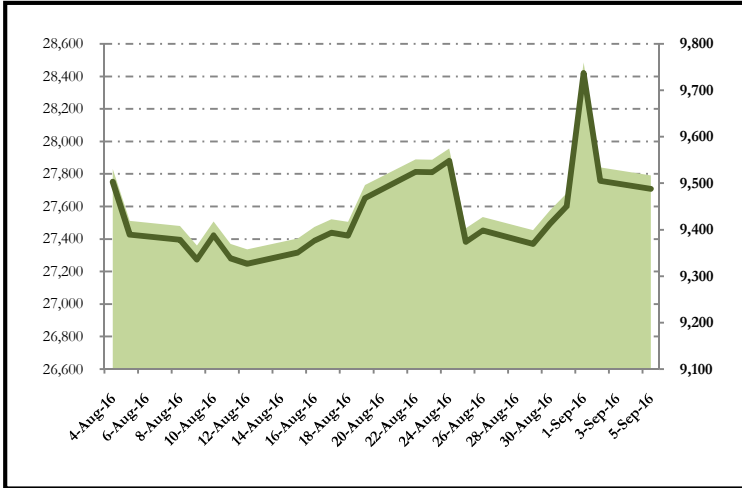
I can't predict when recession'll end -Finance minister - The Minister of Finance, Mrs. Kemi Adeosun, has said that she cannot predict when the nation will get out of the current economic recession. Source Punch

N90bn bailout: FG to evaluate states' fiscal plan - The Federal Government will soon begin an evaluation of the rate of compliance by state governments with the implementation of the Fiscal Sustainability Plan, which they signed onto in June. Source Punch

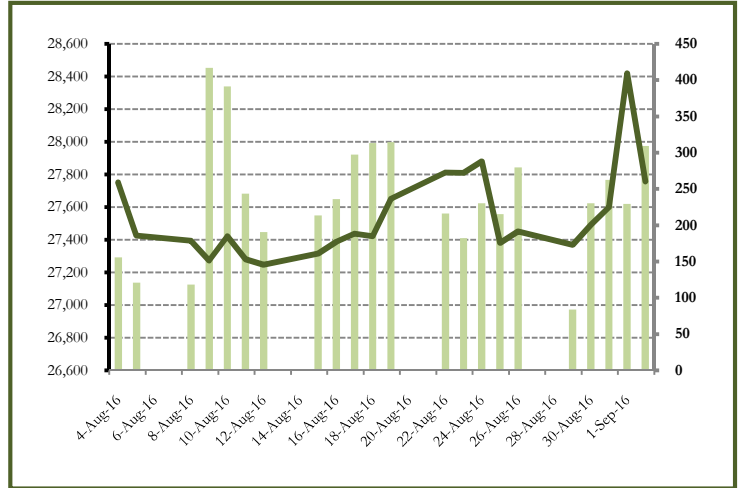
Adeosun: Spending on Capital Projects, Our Strategy to Get Out of Recession - Adeosun said investing in capital projects, including roads, railway projects, housing and education, among others, would trigger a ripple effect on the economy and impact potentially on the populace, stressing that infrastructure was not only the fulcrum, but the superstructure on which development revolves. Source Thisday

Airline Industry to Earn \$39.4bn Profit in 2016 - The International Air Transport Association (IATA) has announced that the airline industry is expected to earn about \$39.4billion profit this year. Source Thisday

INDEX VS MARKET CAP – ONE MONTH



INDEX VS VOLUME – ONE MONTH



KEY ECONOMIC INDICATORS

- MPR increased retained at 14%.
- CRR on Public Sector deposits at 22.50%.
- CRR on Private Sector deposits at 22.50%.
- Liquidity ratio held constant at 30%.
- August inflation rate came in higher at 17.60%.

MONEY MARKET

Interbank lending rates rose to an average of 19.53 percent on liquidity improvement in the system, with an increase of 1.20 percent when compared to 18.33 percent previously.

The overnight and the 30-day lending rate firmed up by 3.55 percent and 0.56 percent to 15.63 percent and 19.69 percent respectively.

Likewise, the 90-day and 180-day rates settled at 20.52 percent and 22.29 percent from 19.89 percent and 22.22 percent, representing an increase of 0.63 percent and 0.07 percent respectively.

At the interbank market, the local currency appreciated against the US. Dollar by 1.07 percent to settle at N307.79/\$ compared to its previous close of N308.90/\$.

EARNINGS UPDATE								
SYMBOL	PERIOD	TURNOVER(N'mn)			PAT(N'mn)			CORP. ACTION
		PRESENT	PREVIOUS	%CHANGE	PRESENT	PREVIOUS	%CHANGE	
GUINNESS	FY'15/16	101,973	118,495	-13.94%	(2,015)	7,798	-125.84%	50Kobo
PZ	FY'15/16	69,527	73,126	-4.92%	2,130	4,570	-53.39%	50Kobo
GUARANTY	H1'16	209,871	152,994	37.18%	77,464	53,377	45.13%	25Kobo
ZENITHBANK	H1'16	214,812	229,082	-6.23%	82,914	86,301	-3.92%	25Kobo
FO	H1'16	84,422	61,166	38.02%	2,234	2,530	-11.70%	
SKYE	FY'15	163,878	145,718	12.46%	(40,726)	18,717	-317.59%	
MANSARD	H1'16	13,218	10,569	25.06%	2,264	1,075	110.60%	
NEM	H1'16	5,894	6,428	-8.31%	1,123	1,584	-29.10%	
FBNH	H1'16	271,960	274,506	-0.93%	35,852	40,061	-10.51%	
FIDSON	H1'16	2,610	4,034	-35.30%	40	325	-87.69%	
FLOURMILLS	FY'15/16	342,586	308,756	10.96%	14,422	8,463	70.41%	
CAP	H1'16	3,447	3,558	-3.12%	782	869	-10.01%	
REDSTAREX	FY'15/16	6,632	6,658	-0.39%	335	384	-12.76%	
OANDO	Q1'16	27,725	30,649	-9.54%	4,101	(20,911)	-119.61%	
OANDO	FY'15	161,489	92,912	73.81%	(31,198)	(93,633)	-66.68%	
CHELLARAMS	FY'15/16	20,086	25,063	-19.86%	157	(3,161)	-104.97%	
RAK	FY'15/16	6,682	7,246	-7.78%	53	89	-40.45%	
ROYALEX	Q1'16	5,781	3,622	59.61%	154	36	327.78%	
7UP	FY'15/16	85,634	82,450	3.86%	3,347	7,154	-53.21%	
ROYALEX	FY'15	10,790	9,425	14.48%	2,377	3,391	-29.90%	
CADBURY	Q1'16	7,121	6,731	5.79%	674	(304)	321.71%	
CADBURY	FY'15	27,825	30,518	-8.82%	1,154	2,139	-46.05%	
UACN	Q1'16	17,517	17,729	-1.20%	1,320	1,677	-21.29%	
TOTAL	Q1'16	59,704	60,042	-0.56%	2,826	449	529.40%	
DANGCEM	Q1'16	140,521	114,738	22.47%	52,779	68,620	-23.09%	
ACCESS	Q1'16	83,546	63,661	31.24%	19,418	13,668	42.07%	
MOBIL	Q1'16	22,680	16,499	37.46%	1,817	1,490	21.96%	
UBN	Q1'16	27,275	27,283	-0.03%	4,719	2,307	104.55%	
UBA	Q1'16	74,134	83,098	-10.79%	16,986	16,956	0.18%	
ZENITH	Q1'16	99,435	113,322	-12.25%	26,573	27,680	-1.49%	



September 26, 2016

Consolidating on previous gain.....Index up 0.06%

Analysts:

Ibinabo Princewill
iprincewill@planetcapitaltd.com

Wale Ojo
oojo@planetcapitaltd.com

Office:
Planet Capital Limited
3rd floor, St. Peter's house
3, Ajele street, P.O. Box 360, Marina, Lagos-Nigeria.
Tel: 01 2702296
Email: info@planetcapitaltd.com
Research: informationalservices@planetcapitaltd.com
Website: www.planetcapitaltd.com

Analyst Disclosure

Investments discussed in this report may not be suitable for all investors and the reader(s) should independently determine their suitability and evaluate the investment risks associated with such investments. All investors are solely responsible for their investment decisions. Any decision to purchase or subscribe for securities in any offering must be based solely on existing public information on such security or the information in the prospectus or other offering document issued in connection with such offering, and not on this report. Planet Capital, through business units other than Planet Capital Research, may have issued and may in the future issue trading ideas or recommendations that are inconsistent with, and reach different conclusions from, the information presented in this report. Such ideas or recommendations reflect the different time frames, assumptions, views and analytical methods of the persons who prepared them, and Planet Capital is under no obligation to ensure that such other trading ideas or recommendations are brought to the attention of any recipient of this report. To the extent that this report discusses any legal proceeding or issue, it has not been prepared as nor is it intended to express any legal conclusion, opinion or advice. Information relating to the tax status of companies whose securities are discussed in this report is not intended to provide tax advice or to be used by anyone to provide tax advice. By accepting this research report, you agree to be bound by the foregoing limitations. Planet Capital Limited is registered with the Securities & Exchange Commission as an issuing house, underwriter and financial adviser. This document is for information purposes only and for private circulation. No portion of this document may be reprinted, sold or redistributed without the written consent of Planet Capital Limited. Planet Capital research report is disseminated and available primarily electronically, and, in some cases, in printed form.