

Market Overview

Market sustains positive momentum for the fourth consecutive session on strong gains in BANKING (United Bank for Africa and FBN Holdings Plc) and OIL&GAS (Oando and Eterna Oil Plc) stocks.

Oil&Gas and Banking stocks lift index higher – The ASI firmed up by 0.58 percent to cross the 26,000 psychological mark compared to an appreciation of 0.80 percent yesterday. Market capitalization rose N52.40billion to settle at N9.03trillion. WTD and YTD returns now stand at 1.39 percent and -2.82 percent respectively.

Improvement in activity level – Investors staked N2.89billion on 264.49million shares exchanged in 3,958 deals, representing an increase of 38.46 percent when compared to 191.03million shares valued at N2.13billion traded previously. The financial services sector remained the most active, accounting for over 80 percent of total market volume. Shares of Zenith Bank and Guaranty Trust Bank Plc boosted activity in the financial services sector.

All sector closed higher – The NSE-BANKING index was up 1.45 percent on gains in United Bank for Africa and FBN Holdings Plc; the NSE-OIL&GAS index firmed up by 0.60 percent on positive posture in Oando and Eterna Oil Plc; the NSE-CON.GOODS index improved by 0.36 percent on renewed optimism in Unilever and Vita Foam Plc; the NSE-INSURANCE index rose 0.28 percent while the NSE-IND.GOODS index increased by 0.01 percent.

Market breadth sustains positive posture – Market breadth close positive with 27 gainers and 13 losers. FIDSON led advancers by 10.00 percent, OANDO 7.92 percent, UBA 6.26 percent, UNILEVER 5.31 percent and ASHAKACEM 4.98 percent. On the contrary, UNITYBNK led the losers table by 6.90 percent, 7UP 5.00 percent, NASCON 4.96 percent, TOTAL 3.77 percent and CONTINSURE 3.60 percent.

Daily Statistics

Equities:	
All Share Index	26,116.79
Daily	0.58%
Market Cap.	N9.03trn
Week-to-date	1.39%
Year-to-date return	(2.82%)
Volume	264.49mn
Value	N2.89bn
Deals	3,958
Money Market:	
Overnight	5.06%
1 month	17.80%
3 months	21.15%
6 months	23.06%
Exchange Rate:	
₦/\$	306.25
Change	(0.15%)

Contact:
Planet Capital Research
Email:
informationalservices@planetcapitaltd.com

Phone:
01 2700000 0700000005

May 3, 2017

Oil&Gas and Banking stocks lift index higher..... up 0.58%

SECTOR ANALYSIS	03/05/2017	02/05/2017s	CHANGE (%)	YTD RETURN (%)
NSE-30	1,180.65	1,171.51	0.78%	(1.22%)
NSE-BANKING	292.95	288.76	1.45%	6.79%
NSE-INSURANCE	124.27	123.92	0.28%	(1.60%)
NSE-CON.GOODS	623.60	621.36	0.36%	(12.50%)
NSE-OIL&GAS	310.16	308.31	0.60%	(0.81%)
NSE-IND.GOODS	1,708.07	1,707.88	0.01%	7.07%

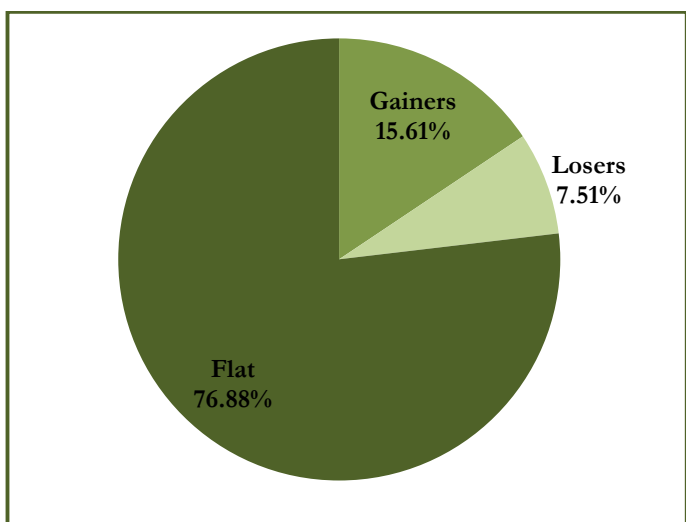
GAINERS TABLE

SYMBOL	CLOSE	PREVIOUS	CHANGE	YTD RTN
FIDSON	₦1.32	₦1.20	10.00%	3.13%
OANDO	₦6.54	₦6.06	7.92%	39.15%
UBA	₦6.28	₦5.91	6.26%	39.56%
UNILEVER	₦33.50	₦31.81	5.31%	(4.29%)
ASHAKACEM	₦10.96	₦10.44	4.98%	(8.82%)
CUTIX	₦1.95	₦1.86	4.84%	3.17%
NEM	₦0.87	₦0.83	4.82%	(17.14%)
UACN	₦14.40	₦13.75	4.73%	(14.34%)
MAYBAKER	₦0.89	₦0.85	4.71%	(5.32%)
ETERNA	₦3.32	₦3.18	4.40%	7.10%

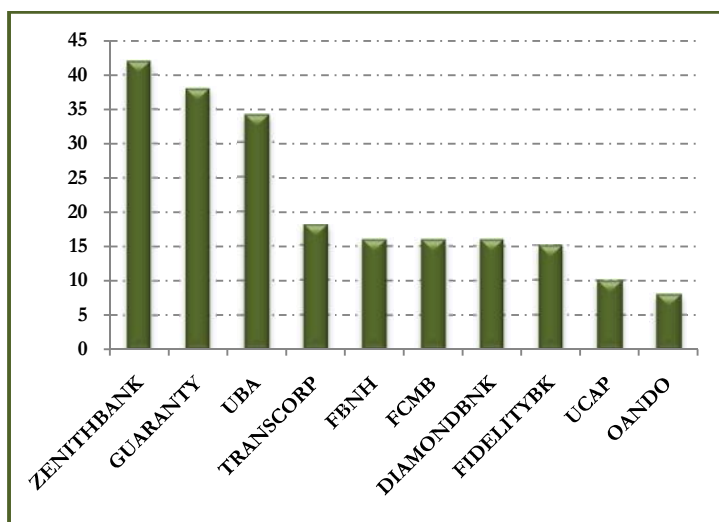
LOSERS TABLE

SYMBOL	CLOSE	PREVIOUS	CHANGE	YTD RTN
UNITYBNK	₦0.54	₦0.58	(6.90%)	(1.82%)
7UP	₦90.25	₦95.00	(5.00%)	(30.04%)
NASCON	₦8.05	₦8.47	(4.96%)	(5.29%)
TOTAL	₦255.00	₦265.00	(3.77%)	(14.72%)
CONTINSURE	₦1.07	₦1.11	(3.60%)	8.08%
UAC-PROP	₦1.75	₦1.80	(2.78%)	(33.21%)
CILEASING	₦0.65	₦0.66	(1.52%)	30.00%
STERLINGBA NK	₦0.70	₦0.71	(1.41%)	(7.89%)
CUSTODYINS	₦3.00	₦3.03	(0.99%)	(222.88%)
UCAP	₦2.85	₦2.87	(0.70%)	4.40%

GAINERS VS LOSERS – PERCENTAGE DISTRIBUTION



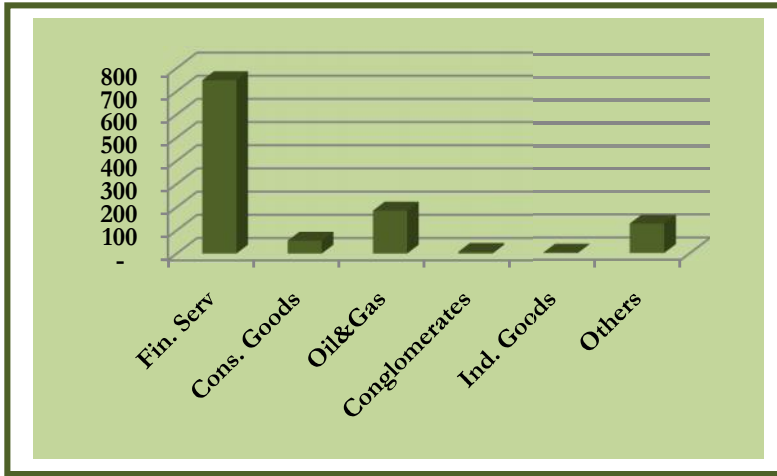
TOP TEN BY VOLUME (MILLION)



May 3, 2017

Oil&Gas and Banking stocks lift index higher..... up 0.58%

SECTOR CONTRIBUTION BY VOLUME (MILLION)



MKT CAP BY SECTORS



GLOBAL MARKETS	03/05/2017	02/05/2017	CHANGE (%)	YTD RTN (%)
S&P 500	2,388.33	2,384.20	0.17%	6.18%
FTSE 100	7,238.16	7,203.94	0.48%	1.33%
NIKKEI	19,445.70	18,418.59	5.58%	1.57%
JALSH	53,980.50	53,817.31	0.30%	6.57%
IBOV INDEX	65,403.25	64,676.55	1.12%	9.76%
NIFTY	9,313.80	9,304.05	0.10%	13.78%
MICEX	2,039.33	2,011.67	1.37%	(8.66%)

Source: Bloomberg

ECONOMIC UPDATE/FINANCIAL HIGHLIGHTS

FG Resumes Payment into Excess Crude Account with \$87m - The Minister of Finance, Mrs. Kemi Adeosun, said on Monday that the federal government has commenced payment into the Excess Crude Account (ECA), in line with efforts to rebuild fiscal buffers. Source Thisday

Adeosun: How we're building a resilient economy - The Minister of Finance, Mrs Kemi Adeosun, has said that the administration of President Muhammadu Buhari is building a productive Nigerian economy for a sustainable and inclusive economic growth. Source Daily Trust

Illicit financial flows from Nigeria, others hit \$3.5tr - A report on the level of illicit financial flows in and out of Nigeria, Africa as a whole and emerging market economies has been put at between \$2 trillion and \$3.5 trillion yearly. Source Guardian

Dwindling cargo volume grounds ports' operations - Cargo handling operations at the nation's ports are at a low ebb, as cargo throughputs have fallen below the Guaranteed Minimum Tonnage (GMT). The benchmark was captured in the agreement entered by the Federal Government and the concessionaires 10 years ago. Source Guardian

Nigeria's first month revenues miss target by 50% - Nigeria's actual earned revenue for January 2017 has missed the target by as much as 50 percent, an indication that the country will struggle to meet its revenue projection as presented in the 2017 budget. Source BUSINESSDAY

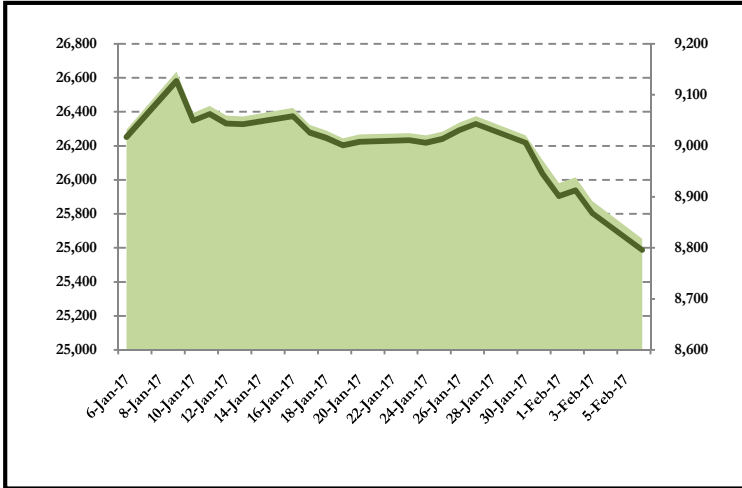
Cashew value chain: Nigeria loses \$1.4bn in 2016 - Nigeria has lost \$1.4bn in 2016 due to inability to process significant cashew nuts for export. Source Daily Trust

Nigeria's tax to GDP ratio unacceptably low - Adeosun - The Minister of Finance, Mrs. Kemi Adeosun, has said that the nation's tax to Gross Domestic Product ratio, which is currently put at six per cent, is one of the lowest in the world. Source Punch

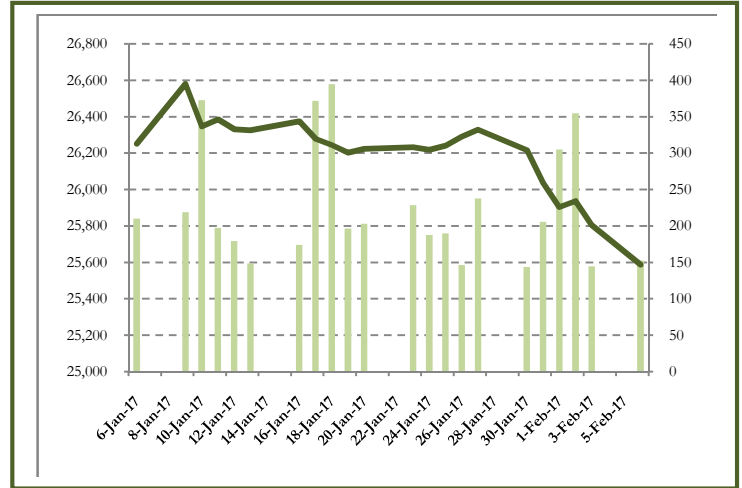
May 3, 2017

Oil&Gas and Banking stocks lift index higher..... up 0.58%

INDEX VS MARKET CAP – ONE MONTH



INDEX VS VOLUME – ONE MONTH



KEY ECONOMIC INDICATORS

- MPR increased retained at 14%.
- CRR on Public Sector deposits at 22.50%.
- CRR on Private Sector deposits at 22.50%.
- Liquidity ratio held constant at 30%.
- March inflation rate ease to 17.26%.

MONEY MARKET

Interbank lending rates declined to an average of 15.85 percent on liquidity improvement in the system, with a decrease of 0.49 percent when compared to 16.34 percent previously.

The overnight, 30-day and 90-day rates shed 0.46 percent, 0.70 percent and 0.63 percent to 8.29 percent, 15.99 percent and 17.52 percent respectively.

Likewise, the 180-day lending rate settled at 21.58 percent from 21.76 percent, representing a decrease of 0.18 percent.

At the interbank market, the local currency closed flat against the US. Dollar at N305.25/\$ compared.

May 3, 2017

Oil&Gas and Banking stocks lift index higher..... up 0.58%

EARNINGS UPDATE

SYMBOL	PERIOD	TURNOVER(N'mn)			PAT(N'mn)			CORP. ACTION
		PRESENT	PREVIOUS	%CHANGE	PRESENT	PREVIOUS	%CHANGE	
CADBURY	Q1'17	8,071	7,121	13.34%	93	673	86.18%	
ASHAKACEM	Q1'17	8,831	3,617	144.15%	2,161	157	1276.43%	
WAPCO	Q1'17	81,310	52,420	55.11%	5,163	(1,872)	-375.80%	
NB	Q1'17	91,288	77,554	17.71%	11,450	10,455	9.52%	
STANBIC	Q1'17	47,022	34,780	35.20%	16,074	7,791	106.31%	
ETI	Q1'17	665,001	542,706	22.53%	(51,909)	22,098	-334.90%	
AFRICAPRUD	Q1'17	646	400	61.50%	377	192	96.35%	
UCAP	Q1'17	2,113	1,856	13.85	1,174	1,139	3.07	
ETI	FY'16	665,001	542,706	22.53%	(51,909)	22,098	-334.90%	
PRESCO	FY'16	15,716	10,448	50.42%	21,739	2,495	771.30%	
FO	Q1'17	33,003	35,602	-7.30%	1,885	955	97.38%	
CONTINSURE	FY'16	22,406	19,738	13.52%	3,117	2,141	45.59%	14Kobo
ZENITHBNK	FY'16	507,997	432,535	17.45%	129,329	105,663	22.40%	N1.77
TRANSCOHOT	FY'16	15	13	9.53%	4,095	3,497	17.10%^	
NB	FY'16	313	293	6.75%	28,418	38,057	-25.33%	N2.58
UCAP	FY'16	9,000	6,153	46.27%	6,914	2,572	168.82%	50Kobo
NNFM	9M'16/17	461	759	-39.26%	(39)	72	-154.17%	
HONEYWELL	9M'16/17	37,974	39,775	(4.53%)	1,323	1,485	(10.91%)	
7UP	9M'16/17	75,899	60,226	26.02%	(4,842)	2,233	(316.84%)	
NEIMETH	Q1'16/17	137	396	(65.40%)	(247)	52	-575.00%	
FLOURMILLS	9M'16/17	389,943	263,679	47.89%	7,403	19,004	-61.05%	
GUINNESS	H1'16/17	59,490	49,836	19.37	(4,666)	1,172	498.12&	
STANBIC	Q3'16	114,622	104,418	9.77%	20,152	13,56	48.59%	
LINKASSURE	Q3'16	3,357	3,060	9.71%	616	651	-5.38%	
LINKASSURE	H1'16	2,565	2,382	7.68%	751	485	54.85%	
LINKASSURE	Q1'16	1,609	1,353	18.92%	532	671	-20.72%	
VITAFOAM	FY'15/16	13,569	16,853	-19.49%	(32)	(71)	-54.93%	12Kobo
LINKASSURE	FY'15	3,789	3,054	24.07%	512	324	58.02%	
TOURIST	Q1'16/17	679	789	-13.94%	(1,660)	(155)	970.97	
TOURIST	FY'15/16	2,891	3,209	-9.91%	(5,547)	(2,642)	109.95%	



May 3, 2017

Oil&Gas and Banking stocks lift index higher..... up 0.58%

Analysts:

Ibinabo Princewill
iprincewill@planetcapitaltd.com

Wale Ojo
oojo@planetcapitaltd.com

Office:
Planet Capital Limited
3rd floor, St. Peter's house
3, Ajele street, P.O. Box 360, Marina, Lagos-Nigeria.
Tel: 01 2702296
Email: info@planetcapitaltd.com
Research: informationalservices@planetcapitaltd.com
Website: www.planetcapitaltd.com

Analyst Disclosure

Investments discussed in this report may not be suitable for all investors and the reader(s) should independently determine their suitability and evaluate the investment risks associated with such investments. All investors are solely responsible for their investment decisions. Any decision to purchase or subscribe for securities in any offering must be based solely on existing public information on such security or the information in the prospectus or other offering document issued in connection with such offering, and not on this report. Planet Capital, through business units other than Planet Capital Research, may have issued and may in the future issue trading ideas or recommendations that are inconsistent with, and reach different conclusions from, the information presented in this report. Such ideas or recommendations reflect the different time frames, assumptions, views and analytical methods of the persons who prepared them, and Planet Capital is under no obligation to ensure that such other trading ideas or recommendations are brought to the attention of any recipient of this report. To the extent that this report discusses any legal proceeding or issue, it has not been prepared as nor is it intended to express any legal conclusion, opinion or advice. Information relating to the tax status of companies whose securities are discussed in this report is not intended to provide tax advice or to be used by anyone to provide tax advice. By accepting this research report, you agree to be bound by the foregoing limitations. Planet Capital Limited is registered with the Securities & Exchange Commission as an issuing house, underwriter and financial adviser. This document is for information purposes only and for private circulation. No portion of this document may be reprinted, sold or redistributed without the written consent of Planet Capital Limited. Planet Capital research report is disseminated and available primarily electronically, and, in some cases, in printed form.