

Market Overview

Gains in CONSUMER GOODS (Nestle and Vita Foam Plc) and BANKING (Unity Bank and United Bank for Africa Plc) stocks halted the three consecutive days of losses.

Daily Statistics

Equities:	
All Share Index	27,277.91
Daily Return	0.66%
Market Cap.	N9.37trn
Week-to-date	(1.29%)
Year-to-date return	(4.76%)
Volume	175.63mn
Value	N1.54bn
Deals:	3,503
Money Market:	
Overnight	5.33%
1 month	6.17%
3 months	6.83%
6 months	7.67%
Exchange Rate:	
₦/\$	198.94
Change	0.00%

Bargain hunters besiege the market; driving stocks higher – The ASI firmed up by 0.66 percent to close at 27,277.91 compared to a -1.37 percent return yesterday. Market capitalization improved by N61.73billion to settle at N9.37trillion. WTD and YTD returns now stand at -1.29 percent and -4.76percent respectively.

Lull in activity level – Turnover fell by 32.71 percent as investors exchanged 175.63million shares valued at N1.54billion in 3,503 deals as against 261.01million shares worth N1.22billion traded yesterday. The financial services sector remained the most active, accounting for over 75 percent in total market volume. Shares of Guaranty Trust Bank and Unity Bank Plc boosted activity in the financial services sector.

Most sector indices closed higher – The NSE-CON.GOODS index posted the highest gain by 1.66 percent following positive sentiment in Nestle and Vita Foam Plc; the NSE-BANKING index was up 1.00 percent on gains in Unity Bank and United Bank for Africa Plc while the NSE-INSURANCE index and the NSE-OIL&GAS index rose 0.54 percent and 0.25 percent respectively. On the other hand, the NSE-IND.GOODS index declined 0.01 percent on losses in Cement Company of Northern Nigeria Plc.

Market breadth turns negative – Market breadth turns negative with 16 gainers and 27 losers. UNITYBNK led stock performance by 9.09 percent, NESTLE 8.98 percent, TOTAL 4.99 percent, NEM 4.55 percent and DNMEYER 4.40 percent. On the contrary, REDSTAREX led the losers chart by 4.99 percent, CADBURY 4.98 percent, HONYFLOUR 2.94 percent, AGLEVENT 2.17 percent and CCNN 1.90 percent.

Contact:
Planet Capital Research
Email:
informationalservices@planetcapitaltd.com

Phone:
01 2700000 0700000000

SECTOR ANALYSIS	09/06/2016	08/05/2016	CHANGE (%)	YTD RETURN (%)
NSE-30	1,215.49	1,204.88	0.88%	(5.61%)
NSE-BANKING	273.67	270.95	1.00%	1.93%
NSE-INSURANCE	131.46	130.76	0.54%	(7.82%)
NSE-CON.GOODS	699.38	687.95	1.66%	(6.27%)
NSE-OIL&GAS	338.44	337.61	0.25%	(5.08%)
NSE-IND.GOODS	1,959.33	1,959.57	(0.01%)	(9.57%)

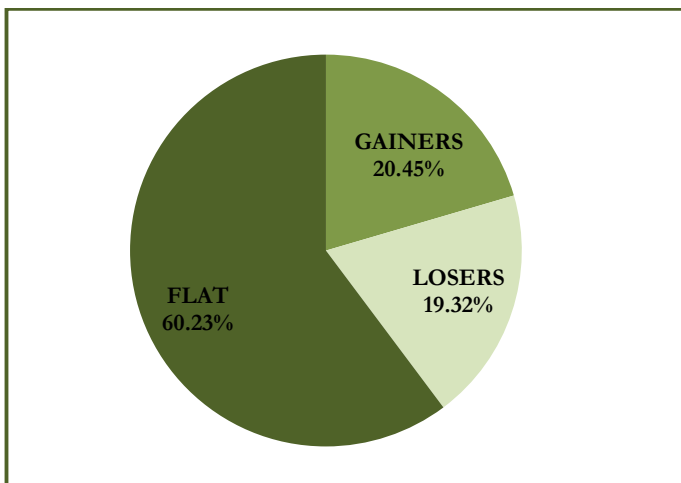
GAINERS TABLE

SYMBOL	CLOSE	PREVIOUS	CHANGE	YTD RTN
UNITYBNK	₦1.20	₦1.10	9.09%	7.14%
NESTLE	₦825	₦757	8.98%	(4.07%)
TOTAL	₦173.63	₦165.37	4.99%	18.11%
NEM	₦0.92	₦0.88	4.55%	35.29%
DNMEYER	₦0.95	₦0.91	4.40%	N/A
VITAFOAM	₦4.35	₦4.18	4.07%	(19.59%)
CONTINSURE	₦1.09	₦1.05	3.81%	(3.54%)
UBA	₦4.32	₦4.18	3.35%	27.81%
ACCESS	₦5.50	₦5.35	2.80%	13.40%
BERGER	₦8.00	₦7.80	2.56%	(20.00%)

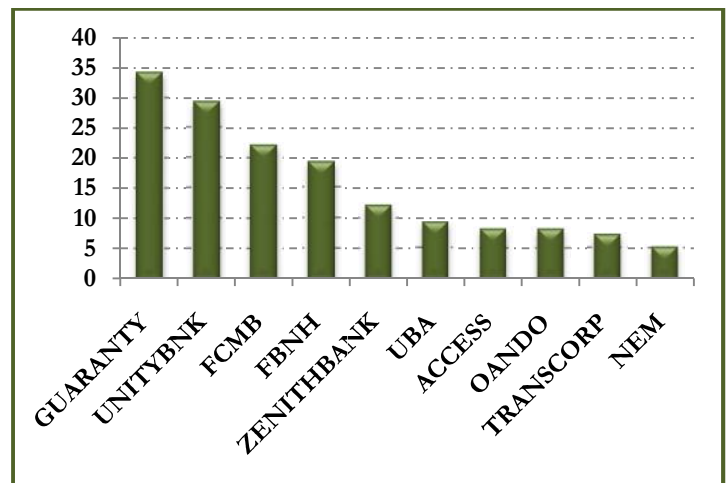
LOSERS TABLE

SYMBOL	CLOSE	PREVIOUS	CHANGE	YTD RTN
REDSTAREX	₦4.00	₦4.21	(4.99%)	(5.88%)
CADBURY	₦18.51	₦19.48	(4.98%)	(50.38%)
HONYFLOUR	₦1.65	₦1.70	(2.94%)	(19.51%)
AGLEVENT	₦0.90	₦0.92	(2.17%)	45.16%
CCNN	₦7.00	₦7.14	(1.96%)	(25.13%)
LIVESTOCK	₦1.04	₦1.06	(1.89%)	(21.80%)
FCMB	₦1.57	₦1.60	(1.88%)	(7.10%)
OANDO	₦7.15	₦7.25	(1.38%)	21.19%
NASCON	₦7.90	₦8.00	(1.25%)	10.49%
NB	₦128.60	₦130.01	(1.08%)	(5.44%)

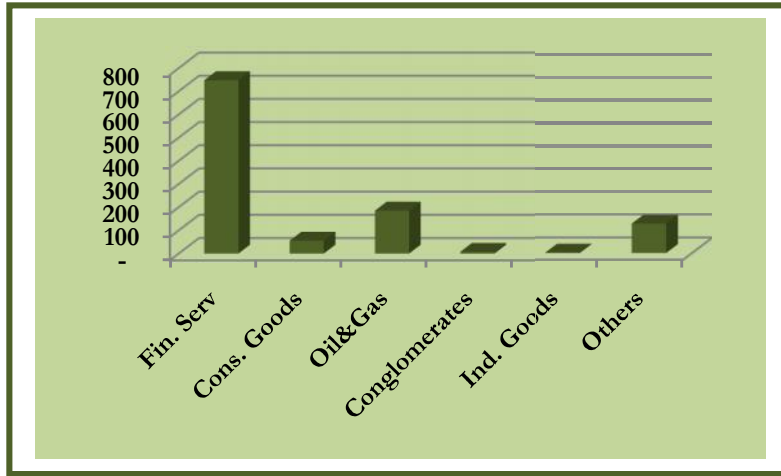
GAINERS VS LOSERS – PERCENTAGE DISTRIBUTION



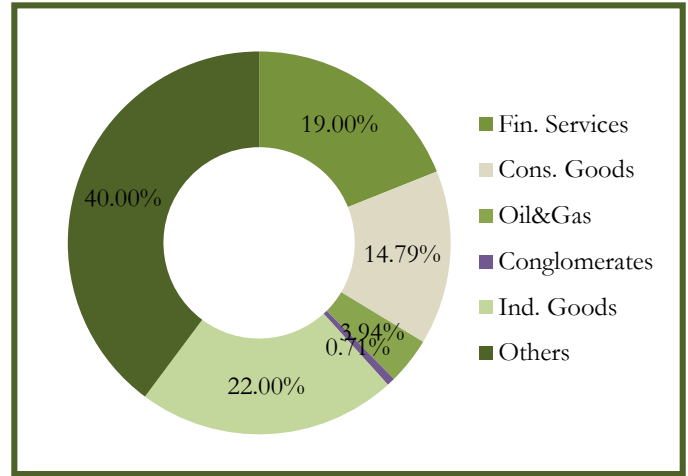
TOP TEN BY VOLUME (MILLION)



SECTOR CONTRIBUTION BY VOLUME (MILLION)



MKT CAP BY SECTORS



GLOBAL MARKETS	09/06/2016	08/06/2016	CHANGE (%)	YTD RTN (%)
S&P 500	2,119.12	2,112.13	0.33%	2.70%
FTSE 100	6,239.75	6,301.52	(0.98%)	(0.04%)
NIKKEI	16,668.41	16,830.92	(0.97%)	(12.43%)
JALSH	53,346.53	53,960.18	(1.14%)	5.23%
IBOV INDEX	51,629.29	50,487.86	2.26%	19.10%
NIFTY	8,203.60	8,273.05	(0.84%)	3.02%
MICEX	1,935.62	1,951.55	(0.82%)	9.89%

ECONOMIC UPDATE/FINANCIAL HIGHLIGHTS

Nigeria To Raise N105bn Through Bonds As Naira Slides Down - The Debt Management Office(DMO) would today raise N105 billion through the reopening of three Federal Government Of Nigeria (FGN) bonds that had been previously issued with maturities ranging between five to 20 years, as the naira further declined in value to N361 to the dollar. Source Leadership

Shell Says Impossible to Repair Stricken Nigerian Oil Facility - Royal Dutch Shell Plc said it won't attempt to repair a key pipeline in Nigeria for now after militants attacked it a second time last week, the latest sign of alarm among foreign oil companies in the African nation. Source Bloomberg

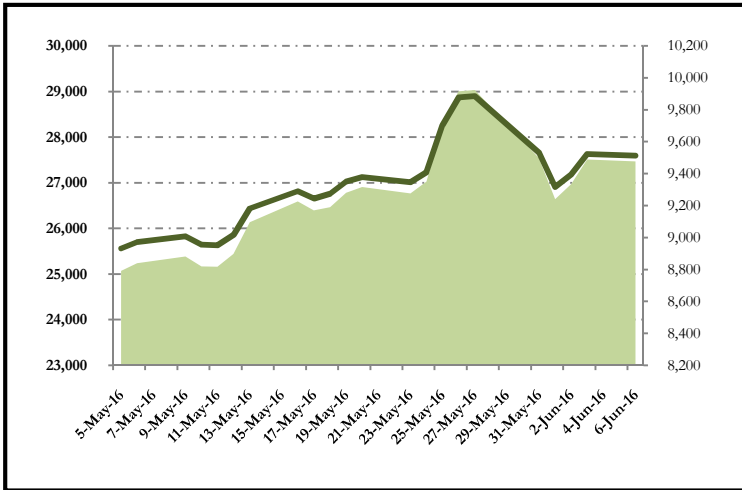
Shell to exit ten countries - Energy giant Royal Dutch Shell on Tuesday said it could exit up to 10 countries under a previously announced plan to sell oil and gas assets over two years. Source Guardian

Crude oil prices hit 2016 high at \$51.29 a barrel - Crude oil prices rose from \$50 per barrel to hit 2016 high at \$51.29 per barrel during the early trading hours of yesterday, which is the highest since eight months ago. Source Guardian

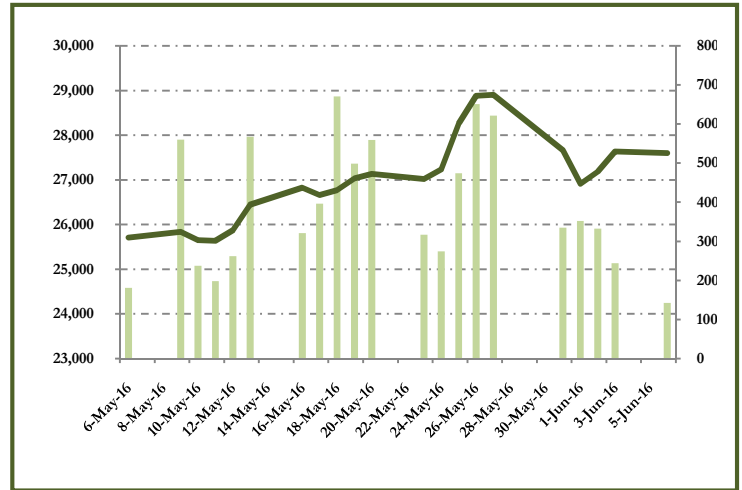
W'Bank Cuts 2016 Global Growth Forecast to 2.4% - The World Bank is downgrading its 2016 global growth forecast to 2.4 per cent from the 2.9 percent pace projected in January. The move is due to sluggish growth in advanced economies, stubbornly low commodity prices, weak global trade, and diminishing capital flows. Source Thisday

Adeosun tells investors GDP will recover in 2017, dollar funds cheaper - Nigeria's Finance Minister, Kemi Adeosun who met with bond investors at London's five-star Corinthia Hotel on Tuesday, assured them that growth in Africa's largest economy will rebound in 2017, sources present at the meeting tell Businessday. Source BUSINESSDAY

INDEX VS MARKET CAP – ONE MONTH



INDEX VS VOLUME – ONE MONTH



KEY ECONOMIC INDICATORS

- MPR increased to 12%.
- CRR on Public Sector deposits increased to 22.50%.
- CRR on Private Sector deposits increased to 22.50%.
- Liquidity ratio held constant at 30%.
- April inflation rate came in higher at 13.70%.

MONEY MARKET

Interbank lending rates declined to an average of 6.17percent on liquidity improvement in the system, with a decrease of 3.02 percent when compared to 9.19 percent previously.

The overnight lending rate firmed up by 1.15 percent to 4.67 percent.

On the contrary, 30-day, 90-day and 180-day rates settled at 5.83percent, 6.67 percent and 7.50 percent from 8.97 percent, 4.78 percent and 7.50 percent, representing a decrease of 3.14 percent, 4.78 percent and 5.32 percent respectively.

At the parallel market, the local currency depreciated against the US. Dollar by 1.12percent to settle at N361.00/\$ compared to its previous close of N357.00/\$.

EARNINGS UPDATE

SYMBOL	PERIOD	TURNOVER(N'mn)			PAT(N'mn)			CORP. ACTION
		PRESENT	PREVIOUS	%CHANGE	PRESENT	PREVIOUS	%CHANGE	
CADBURY	Q1'16	7,121	6,731	5.79%	674	(304)	321.71%	
CADBURY	FY'15	27,825	30,518	-8.82%	1,154	2,139	-46.05%	
UACN	Q1'16	17,517	17,729	-1.20%	1,320	1,677	-21.29%	
TOTAL	Q1'16	59,704	60,042	-0.56%	2,826	449	529.40%	
DANGCEM	Q1'16	140,521	114,738	22.47%	52,779	68,620	-23.09%	
ACCESS	Q1'16	83,546	63,661	31.24%	19,418	13,668	42.07%	
MOBIL	Q1'16	22,680	16,499	37.46%	1,817	1,490	21.96%	
UBN	Q1'16	27,275	27,283	-0.03%	4,719	2,307	104.55	
UBA	Q1'16	74,134	83,098	-10.79%	16,986	16,956	0.18%	
ZENITH	Q1'16	99,435	113,322	-12.25%	26,573	27,680	-1.49%	
ETI	Q1'16	131,374	136,222	-3.56%	18,552	24,749	-25.04%	
NEM	FY'15	10,895	9,836	10.77%	712	1,525	-53.31%	
UCAP	Q1'16	1,856	1,306	42.00%	1,139	708	61.00%	
FIDSON	FY'15	8,210	9,719	-15.53%	745	632	17.88%	
UBN	FY'15	117,211	135,898	-13.75%	13,890	26,685	-47.95%	
NASCON	FY'15	16,178	11,250	43.80%	2,106	1,868	12.70%	
TOTAL	FY'15	208,027	240,618	-13.54%	4,047	5,290	-23.50%	
UAC	FY'15	73,145	85,654	-14.60%	5,149	10,732	-52.00%	
M23RS	FY'15	87,099	92,325	-5.66%	935	747	25.17%	
BERGER	FY'15	3,022	3,082	-1.95%	331	149	122.15%	
NCR	FY'15	6,303	6,642	-5.10%	18	157	-88.50%	
UPDC	FY'15	5,120	11,700	-56.24%	379	3,588	-89.44%	
WEMABANK	FY'15	45,867	41,335	10.96%	2,327	2,374	-1.98%	
STERLINGBANK	FY'15	110,191	103,676	6.28%	10,293	9,004	14.32%	
ACCESS	FY'15	337,401	244,631	17.46%	65,869	43,064	52.96%	30Kobo
ZENITH	FY'15	432,535	403,343	7.24%	167,877	163,702	2.55%	N1.55
WAPCO	FY'15	267,234	260,810	2.46%	27,001	33,824	-20.17	
GTBANK	FY'15	301,848	278,519	8.38%	99,439	94,437	5.30%	N1.52
UBA	FY'15	314,830	286,624	9.84%	59,654	47,907	24.52%	40Kobo



June 9, 2016

Bargain hunters besiege the market; driving stocks higher.....index up 0.66%

Analysts:

Ibinabo Princewill
iprincewill@planetcapitaltd.com

Wale Ojo
oojo@planetcapitaltd.com

Office:
Planet Capital Limited
3rd floor, St. Peter's house
3, Ajele street, P.O. Box 360, Marina, Lagos-Nigeria.
Tel: 01 2702296
Email: info@planetcapitaltd.com
Research: informationalservices@planetcapitaltd.com
Website: www.planetcapitaltd.com

Analyst Disclosure

Investments discussed in this report may not be suitable for all investors and the reader(s) should independently determine their suitability and evaluate the investment risks associated with such investments. All investors are solely responsible for their investment decisions. Any decision to purchase or subscribe for securities in any offering must be based solely on existing public information on such security or the information in the prospectus or other offering document issued in connection with such offering, and not on this report. Planet Capital, through business units other than Planet Capital Research, may have issued and may in the future issue trading ideas or recommendations that are inconsistent with, and reach different conclusions from, the information presented in this report. Such ideas or recommendations reflect the different time frames, assumptions, views and analytical methods of the persons who prepared them, and Planet Capital is under no obligation to ensure that such other trading ideas or recommendations are brought to the attention of any recipient of this report. To the extent that this report discusses any legal proceeding or issue, it has not been prepared as nor is it intended to express any legal conclusion, opinion or advice. Information relating to the tax status of companies whose securities are discussed in this report is not intended to provide tax advice or to be used by anyone to provide tax advice. By accepting this research report, you agree to be bound by the foregoing limitations. Planet Capital Limited is registered with the Securities & Exchange Commission as an issuing house, underwriter and financial adviser. This document is for information purposes only and for private circulation. No portion of this document may be reprinted, sold or redistributed without the written consent of Planet Capital Limited. Planet Capital research report is disseminated and available primarily electronically, and, in some cases, in printed form.