

## Market Overview

Bearish sentiments continued to dominate trading activity on the local bourse as investors' remain cautious. Market volatility today was worsened by sell-offs across Banking (FBN Holding and Sterling Bank Plc) and Consumer Goods (Honeywell Flour Mills and Champion Breweries Plc) stocks which dragged the ASI lower.

**Market extends losing streak to third session** – The benchmark index declined 0.89 percent to settle at 29,575.24 compared to a -2.64 percent return previously. Investors lost N91.01billion as market capitalization slips to N10.16trillion. WTD and YTD returns now stand at -3.51percent and 3.26 percent respectively.

**Volume stabilizes after last week's spike** – The volume of equities traded fell by 29.57 percent as investors exchanged 255.25million shares valued at N3.30billion traded in 4,812 deals as against 362.41million shares worth N3.92billion traded previously. Shares of Guaranty Trust Bank and FBN Holding Plc boosted activity in the financial services sector, seeing that the sector accounted for over 65 percent of total market volume.

**All sector indices closed lower** – The NSE- CON.GOODS index was down 1.70 percent on losses in Honeywell Flour Mills and Champion Breweries Plc; the NSE-BANKING index lost 1.61 percent on profit taking in FBN Holding and Sterling Bank Plc; the NSE-INSURANCE index shed 0.35 percent on negative sentiment in NEM and Continental Re-Insurance Plc; the NSE-OIL&GAS index declined 0.34 percent while the NSE-IND.GOODS index closed flat.

**Negative market breadth sustained** – Market breadth sustains negative posture with 15 advancers and 34 decliners. REDSTAREX led advancers by 9.90 percent, NEIMETH 9.17 percent, JBERGER 5.00 percent, LAWUNION 5.00 percent and UNIONDICON 5.00 percent. Conversely, TRANSCORP led the losers table by 9.05 percent, FBNH 5.93 percent, OANDO 5.71 percent, TOTAL 5.00 percent and UPL 5.00 percent.

### Daily Statistics

Equities:	
All Share Index	29,575.24
Daily Return	(0.89%)
Market Cap.	N10.16trn
Week-to-date	(3.51%)
Year-to-date return	3.26%
Volume	255.25mn
Value	N3.30bn
Deals:	4,812
Money Market:	
Overnight	50.25%
1 month	14.48%
3 months	16.22%
6 months	17.89%
Exchange Rate:	
₦/\$	281.00
Change	0.00%

Contact:  
Planet Capital Research  
Email:  
informationalservices@planetcapitaltd.com

Phone:  
01 2702006 0700000000

June 28, 2016

Market extends losing streak to third session.....index down 0.89%

SECTOR ANALYSIS	28/06/2016	27/05/2016	CHANGE (%)	YTD RETURN (%)
NSE-30	1,313.92	1,329.41	(1.17%)	2.04%
NSE-BANKING	295.29	300.12	(1.61%)	9.98%
NSE-INSURANCE	140.04	140.53	(0.35%)	(1.80%)
NSE-CON.GOODS	740.00	752.78	(1.70%)	(0.83%)
NSE-OIL&GAS	325.47	326.57	(0.34%)	(8.72%)
NSE-IND.GOODS	2,147.16	2,147.18	0.00%	(0.90%)

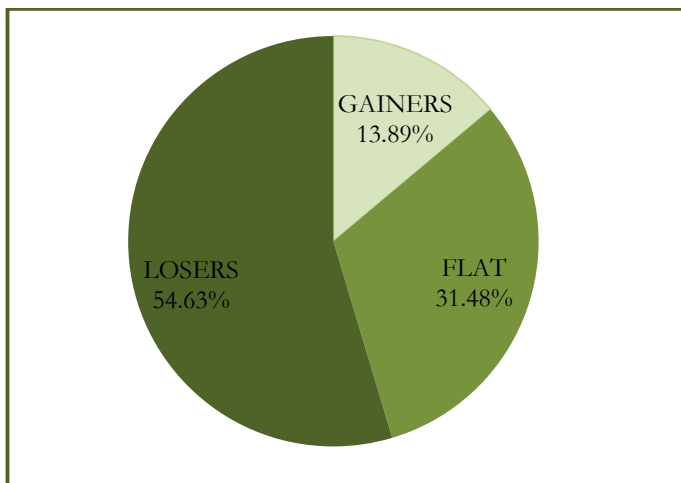
### GAINERS TABLE

SYMBOL	CLOSE	PREVIOUS	CHANGE	YTD RTN
REDSTAREX	₦4.33	₦3.94	9.90%	1.88%
NEIMETH	₦1.19	₦1.09	9.17%	33.71%
JBERGER	₦48.51	₦46.20	5.00%	15.50%
LAWUNION	₦0.63	₦0.60	5.00%	N/A
UNIONDICON	₦15.75	₦15.00	5.00%	N/A
UCAP	₦2.41	₦2.32	3.88%	83.97%
CAVERTON	₦1.46	₦1.41	3.55%	N/A
OKOMUOIL	₦32.00	₦31.01	3.19%	5.61%
SEPLAT	₦340.00	₦331.60	2.53%	67.49%
ETI	₦16.70	₦16.30	2.45%	(0.60%)

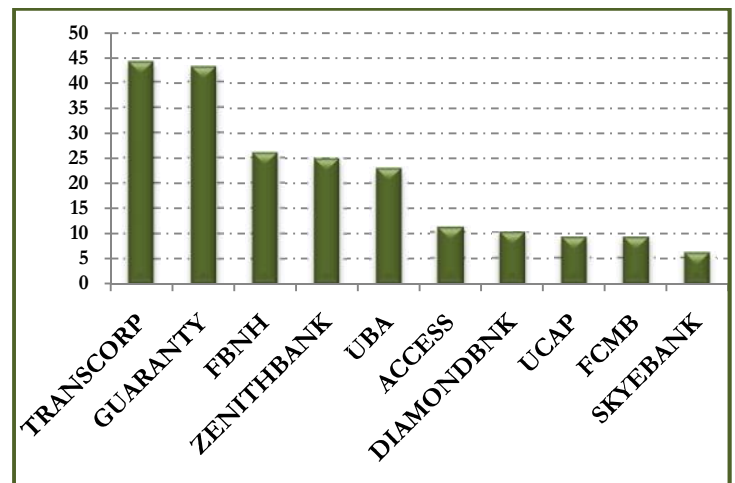
### LOSERS TABLE

SYMBOL	CLOSE	PREVIOUS	CHANGE	YTD RTN
TRANSCORP	₦1.81	₦1.99	(9.05%)	19.08%
FBNH	₦3.81	₦4.05	(5.93%)	(25.73%)
OANDO	₦6.27	₦6.65	(5.71%)	6.27%
TOTAL	₦190.00	₦200.00	(5.00%)	29.24%
UPL	₦4.37	₦4.60	(5.00%)	(27.17%)
HONYFLOUR	₦1.93	₦2.03	(4.93%)	(5.85%)
NAHCO	₦4.24	₦4.46	(4.93%)	12.17%
ETERNA	₦2.76	₦2.90	(4.83%)	34.63%
CHAMPION	₦4.69	₦4.92	(4.67%)	39.17%
STERLNBANK	₦1.44	₦1.51	(4.64%)	(21.31%)

### GAINERS VS LOSERS – PERCENTAGE DISTRIBUTION



### TOP TEN BY VOLUME (MILLION)



SECTOR CONTRIBUTION BY VOLUME (MILLION)



MKT CAP BY SECTORS



GLOBAL MARKETS	28/06/2016	27/06/2016	CHANGE (%)	YTD RTN (%)
S&P 500	2,000.54	2,037.41	(1.81%)	(3.04%)
FTSE 100	6,128.51	5,982.20	2.45%	(1.82%)
NIKKEI	15,323.14	15,309.21	(0.09%)	(19.49%)
JALSH	51,253.33	50,086.68	2.33%	1.10%
IBOV INDEX	49,245.53	50,105.26	(1.72%)	13.60%
NIFTY	8,127.85	8,094.70	0.41%	2.07%
MICEX	1,857.60	1,841.73	0.86%	5.46%

Source: Bloomberg

**ECONOMIC UPDATE/FINANCIAL HIGHLIGHTS**

**States'll not get bailout if monthly allocation hits N500bn'** - The monthly disbursement of the N90bn conditional loan facility to state governments announced by the Federal Government on June 14 will cease any month the allocation from the Federation Account Allocation Committee exceeds N500bn. Source Punch

**17 states provide land for FG's housing project** - Out of the 36 states of the federation and the Federal Capital Territory, only 17 have provided land for the National Housing Project, the Federal Government has said. Source Punch

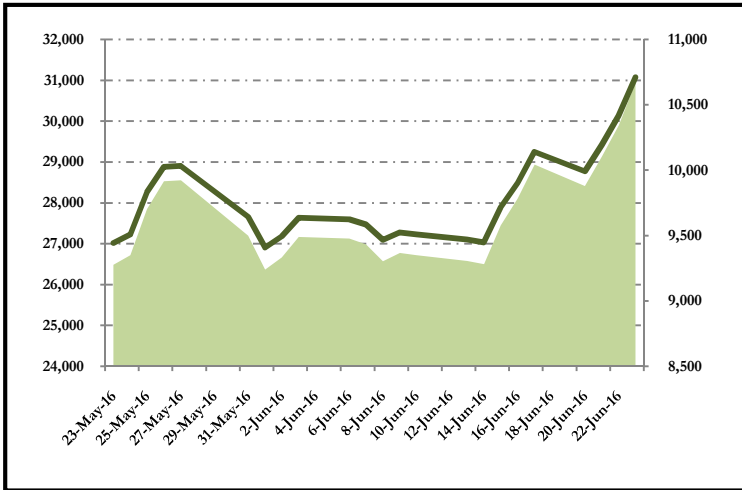
**Power firms reel under N44bn military debts** - The N44.5bn electricity debt owed by the military is weighing on the activities of power distribution firms across the country. Source Daily Trust

**NERFUND's closure threatens N7bn loan recovery** - The indefinite shutdown of the National Economic Reconstruction Fund by the Federal Government is currently threatening the recovery of the loans given out by the agency to individuals and businesses. Source Punch

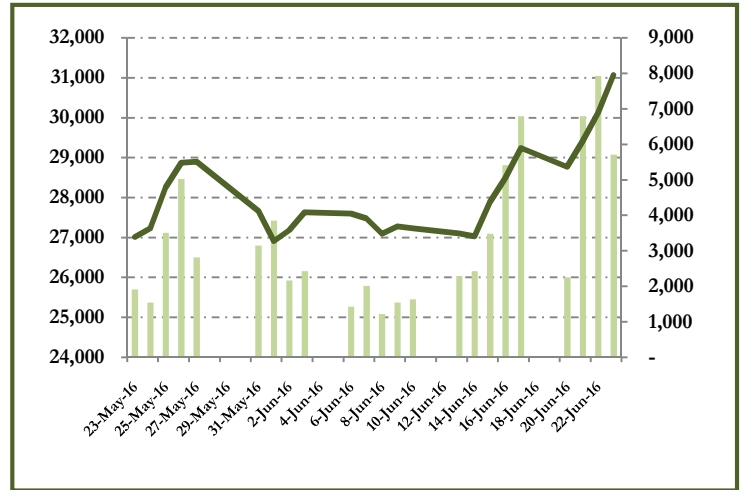
**Inability to Secure Overseas Reinsurance Cover, Hurting Insurers** - The current financial crisis plaguing businesses in Nigeria especially forex scarcity, is hitting insurance operators harder, as operators said it has been pretty difficult to pay reinsurance premium to their overseas reinsurers to whom they cede substantial part of big businesses like oil and gas, aviation insurances. Source Thisday

**IGR: 36 states generate N682bn - 15 appear to be going bankrupt...** Lagos generates more IGR than 32 states combined Rich states: Lagos, Rivers, Delta, Ogun, Edo Poor states: Yobe, Zamfara, Ekiti, Borno, Kebbi Source Vanguard [Read More](#)

INDEX VS MARKET CAP – ONE MONTH



INDEX VS VOLUME – ONE MONTH



## KEY ECONOMIC INDICATORS

- MPR increased to 12%.
- CRR on Public Sector deposits increased to 22.50%.
- CRR on Private Sector deposits increased to 22.50%.
- Liquidity ratio held constant at 30%.
- May inflation rate came in higher at 15.60%.

## MONEY MARKET

Interbank lending rates firmed up to an average of 23.00percent on liquidity squeeze in the system, with an increase of 5.53 percent when compared to 18.00 percent previously.

The overnight and 30-day lending rate rose by 12.55percent and 3.51 percent to 36.00 percent and 18.00 percent respectively.

Likewise, the 90-day and 180-day rates settled at 19.00percent and 20.33percent from 16.07 percent and 17.22 percent, representing an increase of 2.93 percent and 3.11 percent respectively.

At the interbank market, the local currency depreciated against the US. Dollar by 0.71percent to settle at N282.80/\$ compared to its previous close of N282.10/\$.

## EARNINGS UPDATE

SYMBOL	PERIOD	TURNOVER(N'mn)			PAT(N'mn)			CORP. ACTION
		PRESENT	PREVIOUS	%CHANGE	PRESENT	PREVIOUS	%CHANGE	
CADBURY	Q1'16	7,121	6,731	5.79%	674	(304)	321.71%	
CADBURY	FY'15	27,825	30,518	-8.82%	1,154	2,139	-46.05%	
UACN	Q1'16	17,517	17,729	-1.20%	1,320	1,677	-21.29%	
TOTAL	Q1'16	59,704	60,042	-0.56%	2,826	449	529.40%	
DANGCEM	Q1'16	140,521	114,738	22.47%	52,779	68,620	-23.09%	
ACCESS	Q1'16	83,546	63,661	31.24%	19,418	13,668	42.07%	
MOBIL	Q1'16	22,680	16,499	37.46%	1,817	1,490	21.96%	
UBN	Q1'16	27,275	27,283	-0.03%	4,719	2,307	104.55	
UBA	Q1'16	74,134	83,098	-10.79%	16,986	16,956	0.18%	
ZENITH	Q1'16	99,435	113,322	-12.25%	26,573	27,680	-1.49%	
ETI	Q1'16	131,374	136,222	-3.56%	18,552	24,749	-25.04%	
NEM	FY'15	10,895	9,836	10.77%	712	1,525	-53.31%	
UCAP	Q1'16	1,856	1,306	42.00%	1,139	708	61.00%	
FIDSON	FY'15	8,210	9,719	-15.53%	745	632	17.88%	
UBN	FY'15	117,211	135,898	-13.75%	13,890	26,685	-47.95%	
NASCON	FY'15	16,178	11,250	43.80%	2,106	1,868	12.70%	
TOTAL	FY'15	208,027	240,618	-13.54%	4,047	5,290	-23.50%	
UAC	FY'15	73,145	85,654	-14.60%	5,149	10,732	-52.00%	
M23RS	FY'15	87,099	92,325	-5.66%	935	747	25.17%	
BERGER	FY'15	3,022	3,082	-1.95%	331	149	122.15%	
NCR	FY'15	6,303	6,642	-5.10%	18	157	-88.50%	
UPDC	FY'15	5,120	11,700	-56.24%	379	3,588	-89.44%	
WEMABANK	FY'15	45,867	41,335	10.96%	2,327	2,374	-1.98%	
STERLINGBANK	FY'15	110,191	103,676	6.28%	10,293	9,004	14.32%	
ACCESS	FY'15	337,401	244,631	17.46%	65,869	43,064	52.96%	30Kobo
ZENITH	FY'15	432,535	403,343	7.24%	167,877	163,702	2.55%	N1.55
WAPCO	FY'15	267,234	260,810	2.46%	27,001	33,824	-20.17	
GTBANK	FY'15	301,848	278,519	8.38%	99,439	94,437	5.30%	N1.52
UBA	FY'15	314,830	286,624	9.84%	59,654	47,907	24.52%	40Kobo



June 28, 2016

Market extends losing streak to third session.....index down 0.89%

Analysts:

Ibinabo Princewill  
[iprincewill@planetcapitaltd.com](mailto:iprincewill@planetcapitaltd.com)

Wale Ojo  
[oojo@planetcapitaltd.com](mailto:oojo@planetcapitaltd.com)

Office:  
Planet Capital Limited  
3rd floor, St. Peter's house  
3, Ajele street, P.O. Box 360, Marina, Lagos-Nigeria.  
Tel: 01 2702296  
Email: [info@planetcapitaltd.com](mailto:info@planetcapitaltd.com)  
Research: [informationalservices@planetcapitaltd.com](mailto:informationalservices@planetcapitaltd.com)  
Website: [www.planetcapitaltd.com](http://www.planetcapitaltd.com)

## Analyst Disclosure

Investments discussed in this report may not be suitable for all investors and the reader(s) should independently determine their suitability and evaluate the investment risks associated with such investments. All investors are solely responsible for their investment decisions. Any decision to purchase or subscribe for securities in any offering must be based solely on existing public information on such security or the information in the prospectus or other offering document issued in connection with such offering, and not on this report. Planet Capital, through business units other than Planet Capital Research, may have issued and may in the future issue trading ideas or recommendations that are inconsistent with, and reach different conclusions from, the information presented in this report. Such ideas or recommendations reflect the different time frames, assumptions, views and analytical methods of the persons who prepared them, and Planet Capital is under no obligation to ensure that such other trading ideas or recommendations are brought to the attention of any recipient of this report. To the extent that this report discusses any legal proceeding or issue, it has not been prepared as nor is it intended to express any legal conclusion, opinion or advice. Information relating to the tax status of companies whose securities are discussed in this report is not intended to provide tax advice or to be used by anyone to provide tax advice. By accepting this research report, you agree to be bound by the foregoing limitations. Planet Capital Limited is registered with the Securities & Exchange Commission as an issuing house, underwriter and financial adviser. This document is for information purposes only and for private circulation. No portion of this document may be reprinted, sold or redistributed without the written consent of Planet Capital Limited. Planet Capital research report is disseminated and available primarily electronically, and, in some cases, in printed form.