

Market Overview

The local bourse rebounded today on renewed optimism in high cap stocks like Seplat, Zenith Bank and Dangote Cement Plc. Consumer Goods index closed lower while other sector indices posted positive returns

High cap stocks lift index higher – The ASI firmed up by 0.16 percent to close at 32,354.78 compared to a loss of 0.33 percent yesterday. Market capitalization rose by N18.08billion to N11.15trillion.. WTD and YTD returns now stand at -2.32 percent and 20.39 percent respectively.

Decline in activity level – Turnover declined by 45.88 percent as investors exchanged 168.51million shares valued at N3.63billion traded in 3,536 deals compared to 311.38million shares worth N2.97billion traded previously. The financial services sector was the most active, accounting for over 80 percent of total market volume. Shares of Guaranty Trust Bank Plc boosted activity in the financial services sector.

Most sector indices closed lower - The NSE-OIL&GAS index firmed up by 1.15 percen on gains in Oando and Seplat Petroleum Development Company Plct; the NSE-INSURANCE index rose 0.90 percent on renewed optimism in AXA Mansard Insurance Plc; the NSE-BANKING index was up 0.55 percent while the NSE-IND.GOODS index gained 0.49 percent. On the contrary, the NSE-CON.GOODS index lost 1.00 percent on losses in Flour Mills and Livestock Feeds Plc.

Negative market breadth sustained – Market breath closed negative with 20 advancers and 23 decliners.. Oando led advancers by 4.97 percent, MANSARD 4.91 percent, 7UP 4.85 percent, CUTIX 4.76 percent and FCMB 4.35 percent. On the contrary, MAYBAKER led the losers table by 9.40 percent, UACN 4.95 percent, FIDSON 4.93 percent, FLOURMILL 4.93 percent and REDSTAREX 15.00 percent.

Daily Statistics

Equities:	
All Share Index	32,354.78
Daily Return	0.16%
Market Cap.	N11.15trn
Week-to-date	(2.32%)
Year-to-date return	20.39%
Volume	168.51mn
Value	N3.63bn
Deals	3,536
Money Market:	
Overnight	92.96%
1 month	20.02%
3 months	22.06%
6 months	24.35%
Exchange Rate:	
₦/\$	306.20
Change	(0.23%)

Contact:
Planet Capital Research
Email:
informationalservices@planetcapitaltd.com

Phone:
01 2700000 0700000000

July 6, 2017

High cap stocks lift index higherASI up 16bps

SECTOR ANALYSIS	06/07/2017	05/04/2017s	CHANGE (%)	YTD RETURN (%)
NSE-30	1,460.27	1,459.97	0.02%	22.18%
NSE-BANKING	385.31	383.28	0.53%	40.46%
NSE-INSURANCE	139.39	138.14	0.90%	10.37%
NSE-CON.GOODS	769.23	777.02	(1.00%)	7.94%
NSE-OIL&GAS	316.95	313.36	1.15%	1.37%
NSE-IND.GOODS	1,929.69	1,920.23	0.49%	20.96%

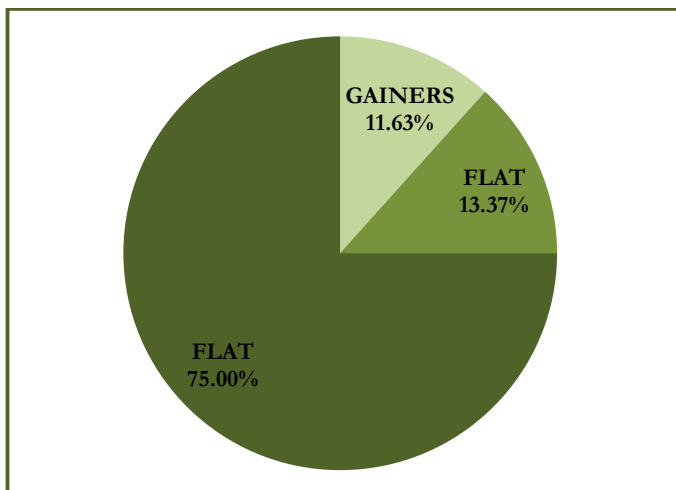
GAINERS TABLE

SYMBOL	CLOSE	PREVIOUS	CHANG E	YTD RTN
OANDO	₦7.39	₦7.04	4.97%	7.39%
MANSARD	₦2.35	₦2.24	4.91%	40.72%
7UP	₦82.00	₦78.21	4.85%	(36.43%)
CUTIX	₦2.20	₦2.10	4.76%	16.40%
FCMB	₦1.20	₦1.15	4.35%	9.09%
DIAMONDBNK	₦1.24	₦1.19	4.20%	40.91%
CAVERTON	₦1.02	₦0.98	4.08%	13.33%
AVONCROWN	₦1.03	₦0.99	4.04%	(9.65%)
CILEASING	₦0.59	₦0.57	3.51%	18.00%
TRANSCORP	₦1.33	₦1.29	3.10%	52.87%

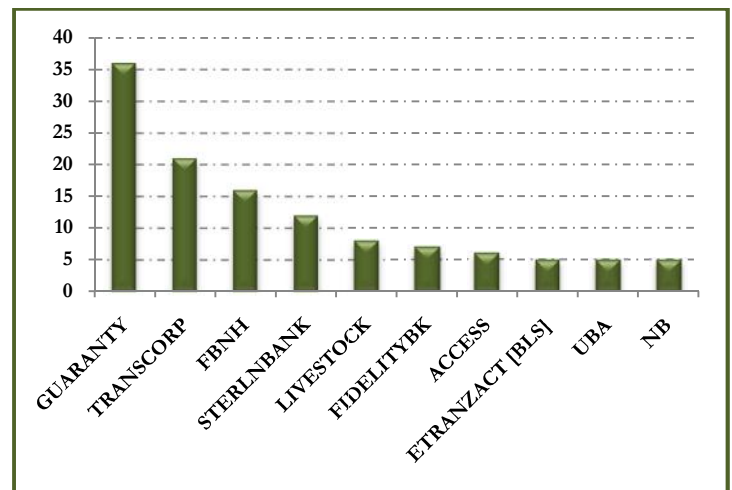
LOSERS TABLE

SYMBOL	CLOSE	PREVIOUS	CHANGE	YTD RTN
MAYBAKER	₦3.18	₦3.51	(9.40%)	(238%)
UACN	₦16.50	₦17.36	(4.95%)	(1.84%)
FIDSON	₦2.70	₦2.84	(4.93%)	110.94%
FLOURMILL	₦22.00	₦23.14	(4.93%)	18.98%
REDSTAREX	₦5.06	₦5.32	(4.89%)	15.00%
HONYFLOUR	₦1.99	₦2.09	(4.78%)	53.08%
AGLEVENT	₦0.82	₦0.86	(4.65%)	(14.58%)
UNITYBNK	₦0.64	₦0.67	(4.48%)	16.36%
SKYEBANK	₦0.65	₦0.68	(4.41%)	30.00%
LIVESTOCK	₦0.94	₦0.98	(4.08%)	11.90%

GAINERS VS LOSERS – PERCENTAGE DISTRIBUTION



TOP TEN BY VOLUME (MILLION)



July 6, 2017

High cap stocks lift index higherASI up 16bps

SECTOR CONTRIBUTION BY VOLUME (MILLION)



MKT CAP BY SECTORS



GLOBAL MARKETS	06/07/2017	05/07/2017	CHANGE (%)	YTD RTN (%)
S&P 500	2,437.03	2,453.46	(0.67%)	8.35%
FTSE 100	7,427.69	7,472.71	(0.60%)	3.99%
NIKKEI	20,138.79	20,230.41	(0.45%)	5.19%
JALSH	51,194.22	51,160.57	0.07%	1.07%
IBOV INDEX	60,766.16	62,014.03	(2.01%)	1.98%
NIFTY	9,633.60	9,653.50	(0.21%)	17.69%
MICEX	1,849.68	1,857.96	(0.45%)	(17.16%)

Source: Bloomberg

ECONOMIC UPDATE/FINANCIAL HIGHLIGHTS

N3.57tn borrowed in 21 months to finance budget deficit –FG - The Federal Government said on Tuesday that it borrowed N3.57tn between June 2015 and March 2017 to finance budget deficits. Source Punch

FG provides N40bn bailout for MDAs electricity debts - The Federal Government on Tuesday in Abuja said it had provided N40 billion to settle reconciled outstanding electricity bills of its ministries and agencies. Source Vanguard

FIRS to probe 29 private jet owners for tax evasion - The Federal Inland Revenue Services, FIRS, has said that it will probe tax payments and income source of Nigerian individuals and businesses that own the 29 private jets being hanged in South Africa. Source Vanguard [Read More](#)

FG Introduces New Guidelines for Raw Sugar Allocation - The federal government has in response to what it views as unsatisfactory general performance of operators in the sugar production sector in recent times, introduced new guidelines as well as putting in place benchmarks for raw sugar allocation. Source Thisday

‘PFAs paid disengaged workers N4b in Q3’ - Pension Fund Administrators (PFAs) paid N4 billion to 12,464 disengaged workers in the third quarter of last year, a Quarterly Summary Report of the National Pension Commission (PenCom), has shown. Source THE NATION

Guinness Nigeria gets SEC, NSE approvals to float N39.7bn issue - Guinness Nigeria Plc has received the Securities and Exchange Commission (SEC) and the Nigerian Stock Exchange (NSE)’s approvals to float a rights issue of N39.70 billion. Source BUSINESSDAY

Banking shares suffer as Etisalat gets new board and management - The shares of major lenders to Etisalat declined yesterday on the Nigerian Stock Exchange (NSE) as the telecom company announced a new management and board. Source BUSINESSDAY

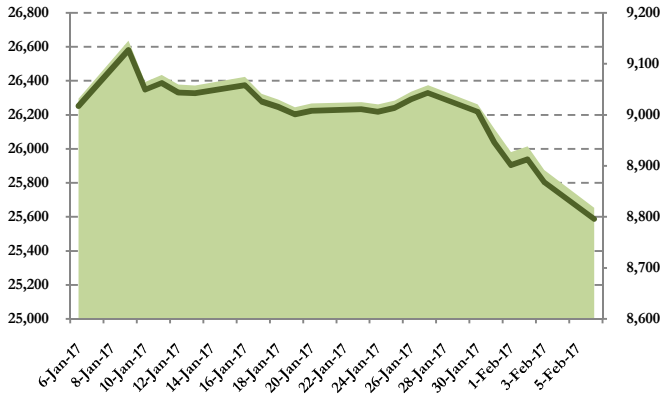
Citibank gives Accion MfB N500m loan - Citibank Nigeria has extended a loan of N500m to Accion Microfinance Bank to promote the development of the microfinance sector in Nigeria. Source Punch

Time for administrative control of Naira over says Emefiele - In this third part of Businessday’s investors series on Looking in from the outside, Publisher Frank Aigbogun reports on the question and answer session held with investors by Central Bank Governor Godwin

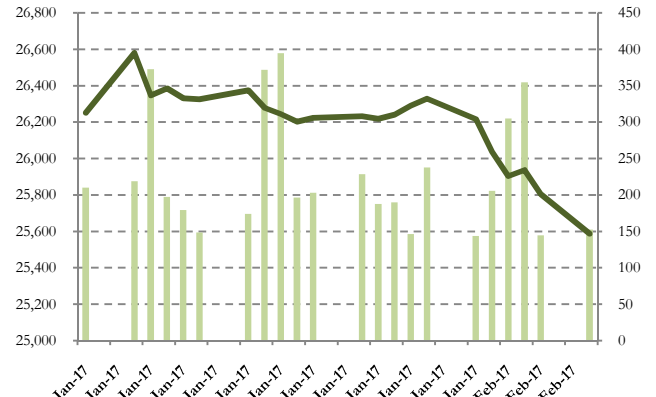
July 6, 2017

High cap stocks lift index higherASI up 16bps

INDEX VS MARKET CAP – ONE MONTH



INDEX VS VOLUME – ONE MONTH



KEY ECONOMIC INDICATORS

- MPR increased retained at 14%.
- CRR on Public Sector deposits at 22.50%.
- CRR on Private Sector deposits at 22.50%.
- Liquidity ratio held constant at 30%.
- May inflation rate ease to 16.25%.

MONEY MARKET

Interbank lending rates declined to an average of 15.85 percent on liquidity improvement in the system, with a decrease of 0.49 percent when compared to 16.34 percent previously.

The overnight, 30-day and 90-day rates shed 0.46 percent, 0.70 percent and 0.63 percent to 8.29 percent, 15.99 percent and 17.52 percent respectively.

Likewise, the 180-day lending rate settled at 21.58 percent from 21.76 percent, representing a decrease of 0.18 percent.

At the interbank market, the local currency closed flat against the US. Dollar at N305.25/\$ compared.

EARNINGS UPDATE

SYMBOL	PERIOD	TURNOVER(N'mn)			PAT(N'mn)			CORP. ACTION
		PRESENT	PREVIOUS	%CHANGE	PRESENT	PREVIOUS	%CHANGE	
GREIF	H1'16/17	768	434	76.96%	58	28	107.14%	
CADBURY	Q1'17	8,071	7,121	13.34%	93	673	86.18%	
ASHAKACEM	Q1'17	8,831	3,617	144.15%	2,161	157	1276.43%	
WAPCO	Q1'17	81,310	52,420	55.11%	5,163	(1,872)	-375.80%	
NB	Q1'17	91,288	77,554	17.71%	11,450	10,455	9.52%	
STANBIC	Q1'17	47,022	34,780	35.20%	16,074	7,791	106.31%	
ETI	Q1'17	665,001	542,706	22.53%	(51,909)	22,098	-334.90%	
AFRICAPRUD	Q1'17	646	400	61.50%	377	192	96.35%	
UCAP	Q1'17	2,113	1,856	13.85	1,174	1,139	3.07	
ETI	FY'16	665,001	542,706	22.53%	(51,909)	22,098	-334.90%	
PRESCO	FY'16	15,716	10,448	50.42%	21,739	2,495	771.30%	
FO	Q1'17	33,003	35,602	-7.30%	1,885	955	97.38%	
CONTINSURE	FY'16	22,406	19,738	13.52%	3,117	2,141	45.59%	14Kobo
ZENITHBNK	FY'16	507,997	432,535	17.45%	129,329	105,663	22.40%	N1.77
TRANSCOHOT	FY'16	15	13	9.53%	4,095	3,497	17.10%^	
NB	FY'16	313	293	6.75%	28,418	38,057	-25.33%	N2.58
UCAP	FY'16	9,000	6,153	46.27%	6,914	2,572	168.82%	50Kobo
NNFM	9M'16/17	461	759	-39.26%	(39)	72	-154.17%	
HONEYWELL	9M'16/17	37,974	39,775	(4.53%)	1,323	1,485	(10.91%)	
7UP	9M'16/17	75,899	60,226	26.02%	(4,842)	2,233	(316.84%)	
NEIMETH	Q1'16/17	137	396	(65.40%)	(247)	52	-575.00%	
FLOURMILLS	9M'16/17	389,943	263,679	47.89%	7,403	19,004	-61.05%	
GUINNESS	H1'16/17	59,490	49,836	19.37	(4,666)	1,172	498.12&	
STANBIC	Q3'16	114,622	104,418	9.77%	20,152	13,56	48.59%	
LINKASSURE	Q3'16	3,357	3,060	9.71%	616	651	-5.38%	
LINKASSURE	H1'16	2,565	2,382	7.68%	751	485	54.85%	
LINKASSURE	Q1'16	1,609	1,353	18.92%	532	671	-20.72%	
VITAFOAM	FY'15/16	13,569	16,853	-19.49%	(32)	(71)	-54.93%	12Kobo
LINKASSURE	FY'15	3,789	3,054	24.07%	512	324	58.02%	
TOURIST	Q1'16/17	679	789	-13.94%	(1,660)	(155)	970.97	



July 6, 2017

High cap stocks lift index higherASI up 16bps

Analysts:

Ibinabo Princewill
iprincewill@planetcapitaltd.com

Wale Ojo
oojo@planetcapitaltd.com

Office:
Planet Capital Limited
3rd floor, St. Peter's house
3, Ajele street, P.O. Box 360, Marina, Lagos-Nigeria.
Tel: 01 2702296
Email: info@planetcapitaltd.com
Research: informationalservices@planetcapitaltd.com
Website: www.planetcapitaltd.com

Analyst Disclosure

Investments discussed in this report may not be suitable for all investors and the reader(s) should independently determine their suitability and evaluate the investment risks associated with such investments. All investors are solely responsible for their investment decisions. Any decision to purchase or subscribe for securities in any offering must be based solely on existing public information on such security or the information in the prospectus or other offering document issued in connection with such offering, and not on this report. Planet Capital, through business units other than Planet Capital Research, may have issued and may in the future issue trading ideas or recommendations that are inconsistent with, and reach different conclusions from, the information presented in this report. Such ideas or recommendations reflect the different time frames, assumptions, views and analytical methods of the persons who prepared them, and Planet Capital is under no obligation to ensure that such other trading ideas or recommendations are brought to the attention of any recipient of this report. To the extent that this report discusses any legal proceeding or issue, it has not been prepared as nor is it intended to express any legal conclusion, opinion or advice. Information relating to the tax status of companies whose securities are discussed in this report is not intended to provide tax advice or to be used by anyone to provide tax advice. By accepting this research report, you agree to be bound by the foregoing limitations. Planet Capital Limited is registered with the Securities & Exchange Commission as an issuing house, underwriter and financial adviser. This document is for information purposes only and for private circulation. No portion of this document may be reprinted, sold or redistributed without the written consent of Planet Capital Limited. Planet Capital research report is disseminated and available primarily electronically, and, in some cases, in printed form.