

Market Overview

Market sustains positive momentum for the second consecutive session on strong gains in INSURANCE (AXA Mansard Insurance Plc) and CONSUMER GOODS (Dangote Sugar and Dangote Flour Plc) stocks.

Daily Statistics

Equities:	
All Share Index	28205.62
Daily Return	0.93%
Market Cap.	N9.69trn
Week-to-date	1.97%
Year-to-date return	(1.52%)
Volume	488.89mn
Value	N4.83bn
Deals:	4,713
Money Market:	
Overnight	4.33%
1 month	15.65%
3 months	17.24%
6 months	18.71%
Exchange Rate:	
₦/\$	310.07
Change	(0.07%)

Market extends gaining streak to second session – The benchmark index firmed up by 0.93 percent to close at 28,205.62 compared to an appreciation of 1.14 percent yesterday. Market capitalization improved by N89.50billion to settle at N9.69trillion. WTD and YTD returns now stand at 1.97 percent and -1.52 percent respectively.

Improvement in activity level – At the close of trading, investors staked N4.83billion on 488.89million shares exchanged in 4,713 deals, representing an increase of 70.52 percent when compared to 286.72million worth N2.34billion traded previously. The financial services sector remained the most active, accounting for over 85 percent of total market volume. Shares of United Bank for Africa and Access Bank Plc boosted activity in the financial services sector.

Most sector indices closed higher – Impressive half year numbers from AXA Manasard Insurance Plc lifted the NSE-INSURANCE index higher by 2.43 percent; the NSE-CON.GOODS index rose 2.30 percent on gains in Dangote Sugar and Dangote Flour Plc while the NSE-BANKING index was up 1.98 percent. On the flip side, the NSE-OIL&GAS index was down 7.19 percent on losses in Oando Plc while the NSE-IND.GOODS index lost 5.85 percent.

Market breadth close flat – Market breadth closed flat with 24 advancers and 23 decliners. OKOMUOIL led advancers by 10.22 percent, MRS 10.21 percent, MANSARD 9.81 percent, DANGFLOUR 9.09 percent and UNILEVER 5.00 percent. Conversely, SKYEBANK led the losers table by 5.00 percent, REDSTAREX 4.94 percent, UCAP 4.76 percent, NB 4.46 percent and UAC-PROP 3.64 percent.

Contact:
Planet Capital Research
Email:
informationalservices@planetcapitaltd.com

Phone:
01 2702006, 07000002007

July 27, 2016

Market extends gaining streak to second session.....index up 0.93%

SECTOR ANALYSIS	27/07/2016	26/07/2016	CHANGE (%)	YTD RETURN (%)
NSE-30	1,257.65	1,252.00	(1.36%)	4.08%
NSE-BANKING	290.38	284.75	1.98%	14.44%
NSE-INSURANCE	134.77	132.04	2.43%	(4.51%)
NSE-CON.GOODS	729.05	740.94	2.30%	10.08%
NSE-OIL&GAS	301.49	302.05	(7.19%)	(13.78%)
NSE-IND.GOODS	1,881.06	1863.48	(5.83%)	(7.64%)

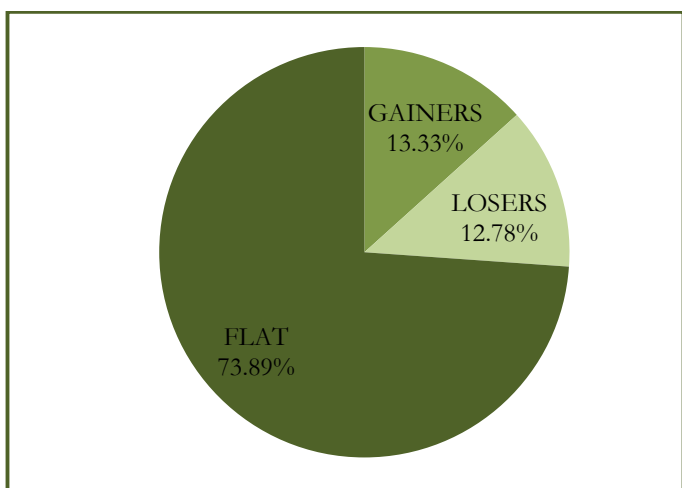
GAINERS TABLE

SYMBOL	CLOSE	PREVIOUS	CHANGE	YTD RTN
OKOMUOIL	₦34.73	₦31.51	10.22%	14.62%
MRS	₦35.19	₦31.93	10.21%	(29.14%)
MANSARD	₦2.35	₦2.14	9.81%	N/A
DANGFLOUR	₦4.80	₦4.40	9.09%	324.78%
UNILEVER	₦34.65	₦33.00	5.00%	(19.88%)
STANBIC	₦13.91	₦13.25	4.98%	(15.85%)
GLAXOSMITH	₦19.42	₦18.50	4.97%	(100.00%)
GUARANTY	₦23.47	₦22.36	4.96%	29.10%
HONYFLOUR	₦1.65	₦1.58	4.43%	(19.51%)
CAP	₦37.50	₦36.00	4.17%	(0.27%)

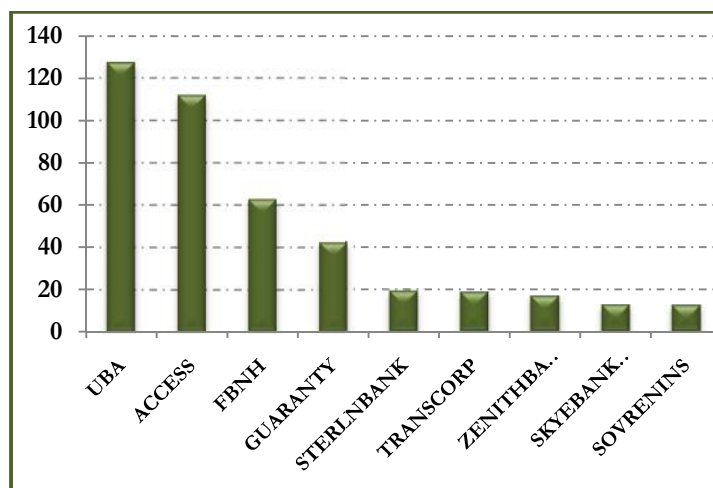
LOSERS TABLE

SYMBOL	CLOSE	PREVIOUS	CHANGE	YTD RTN
SKYEBANK	₦0.76	₦0.80	(5.00%)	(51.90%)
REDSTAREX	₦4.23	₦4.45	(4.94%)	(0.47%)
UCAP	₦2.40	₦2.52	(4.76%)	83.21%
NB	₦140.00	₦146.54	(4.46%)	2.94%
UAC-PROP	₦3.71	₦3.85	(3.64%)	(39.08%)
PHARMDEKO	₦1.65	₦1.70	(2.94%)	N/A
WEMABANK	₦0.75	₦0.77	(2.60%)	(25.00%)
NASCON	₦8.00	₦8.20	(2.44%)	11.89%
UBN	₦4.40	₦4.50	(2.22%)	(36.23%)
OANDO	₦6.08	₦6.20	(1.94%)	3.05%

GAINERS VS LOSERS – PERCENTAGE DISTRIBUTION



TOP TEN BY VOLUME (MILLION)



SECTOR CONTRIBUTION BY VOLUME (MILLION)



MKT CAP BY SECTORS



GLOBAL MARKETS	27/07/2016	26/07/2016	CHANGE (%)	YTD RTN (%)
S&P 500	2,169.18	2,168.48	0.03%	5.13%
FTSE 100	6,767.60	6,724.41	0.64%	8.41%
NIKKEI	16,664.82	16,383.04	1.72%	(12.45%)
JALSH	53,779.86	53,638.04	0.26%	6.09%
IBOV INDEX	56,782.75	57,002.08	(0.38%)	30.99%
NIFTY	8,615.80	8,590.65	0.29%	8.20%
MICEX	1,933.59	1,938.52	(0.25%)	9.78%

Source: Bloomberg

ECONOMIC UPDATE/FINANCIAL HIGHLIGHTS

2016 Budget: FG records revenue deficit of N1.06 trillion - The expected revenue of the federal government to finance the 2016 budget fell short by N1.064 trillion as at June 2016. Source Daily Trust

Fed Govt to channel 1% GDP to innovation fund - The Federal Government will soon start allocating one per cent of Gross Domestic Product (GDP) to the Science, Technology and Innovation Fund. Source THE NATION

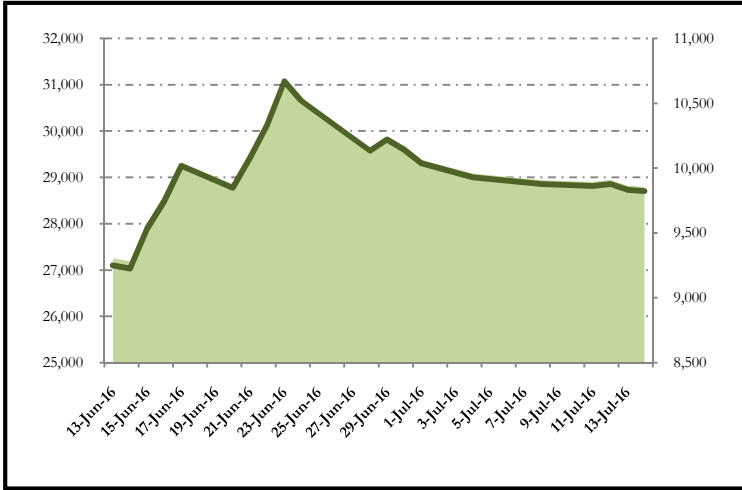
70% of June allocation from non-oil sector – Fowler - About 70 per cent of over N500bn raised from the Federal Accounts Allocation Committee in June came from the non-oil sector, the Executive Chairman, Federal Inland Revenue Service, Mr. Tunde Fowler, has said. Source Punch

Nigeria, S’Africa, others need \$600b to meet SDGs - African governments have been charged to seek alternative ways of addressing the increasing debts accruing to them due to global economic recession. Source Guardian

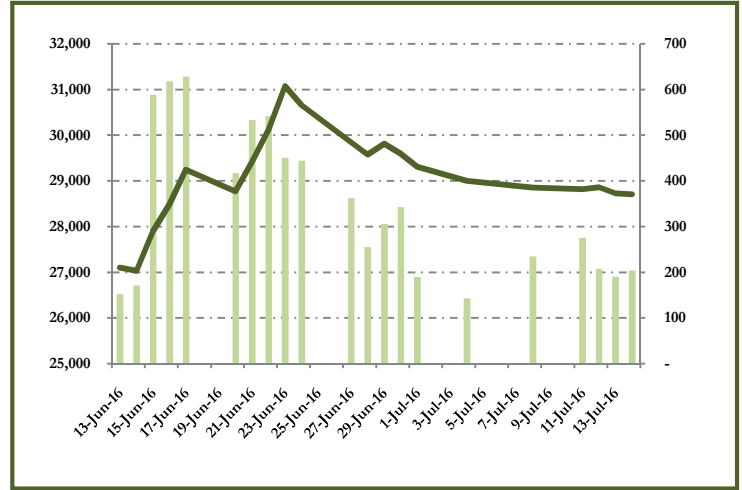
AfDB approves \$56bn industrialisation package for Nigeria, others - The Board of African Development Bank, AfDB, yesterday, approved \$56 billion to scale up industrialisation in Nigeria and other countries on the continent over the next ten years under its Industrialisation Strategy for Africa 2016-2025. Source Vanguard

Afreximbank grants Heritage Bank \$150m facility - African Export Import Bank(Afreximbank) has provided a \$150 million support for Heritage Bank Limited. Source THE NATION

INDEX VS MARKET CAP – ONE MONTH



INDEX VS VOLUME – ONE MONTH



KEY ECONOMIC INDICATORS

- MPR increased by 200bps to 14%.
- CRR on Public Sector deposits increased to 22.50%.
- CRR on Private Sector deposits increased to 22.50%.
- Liquidity ratio held constant at 30%.
- June inflation rate came in higher at 16.50%.

MONEY MARKET

Interbank lending rates declined to an average of 13.98 percent on liquidity improvement in the system, with a decrease of 2.57 percent when compared to 16.55 percent previously.

The overnight and 30-day lending rate ease 6.63percent and 1.45percent to 4.33 percent and 15.65 percent respectively.

Likewise, the 90-day and 180-day rates settled at 17.24percent and 18.71percent from 18.36percent and 19.78 percent, representing a decline of 1.12 percent and 1.07 percent respectively.

At the interbank market, the local currency depreciated against the US. Dollar by 0.07percent to settle at N310.07/\$ compared to its previous close of N305/\$.

EARNINGS UPDATE

SYMBOL	PERIOD	TURNOVER(N'mn)			PAT(N'mn)			CORP. ACTION
		PRESENT	PREVIOUS	%CHANGE	PRESENT	PREVIOUS	%CHANGE	
MANSARD	H1'16	13,218	10,569	25.06%	2,264	1,075	110.60%	
NEM	H1'16	5,894	6,428	-8.31%	1,123	1,584	-29.10%	
FBNH	H1'16	271,960	274,506	-0.93%	35,852	40,061	-10.51%	
FIDSON	H1'16	2,610	4,034	-35.30%	40	325	-87.69%	
FLOURMILLS	FY'15/16	342,586	308,756	10.96%	14,422	8,463	70.41%	
CAP	H1'16	3,447	3,558	-3.12%	782	869	-10.01%	
REDSTAREX	FY'15/16	6,632	6,658	-0.39%	335	384	-12.76%	
OANDO	Q1'16	27,725	30,649	-9.54%	4,101	(20,911)	-119.61%	
OANDO	FY'15	161,489	92,912	73.81%	(31,198)	(93,633)	-66.68%	
CHELLARAMS	FY'15/16	20,086	25,063	-19.86%	157	(3,161)	-104.97%	
RAK	FY'15/16	6,682	7,246	-7.78%	53	89	-40.45%	
ROYALEX	Q1'16	5,781	3,622	59.61%	154	36	327.78%	
7UP	FY'15/16	85,634	82,450	3.86%	3,347	7,154	-53.21%	
ROYALEX	FY'15	10,790	9,425	14.48%	2,377	3,391	-29.90%	
CADBURY	Q1'16	7,121	6,731	5.79%	674	(304)	321.71%	
CADBURY	FY'15	27,825	30,518	-8.82%	1,154	2,139	-46.05%	
UACN	Q1'16	17,517	17,729	-1.20%	1,320	1,677	-21.29%	
TOTAL	Q1'16	59,704	60,042	-0.56%	2,826	449	529.40%	
DANGCEM	Q1'16	140,521	114,738	22.47%	52,779	68,620	-23.09%	
ACCESS	Q1'16	83,546	63,661	31.24%	19,418	13,668	42.07%	
MOBIL	Q1'16	22,680	16,499	37.46%	1,817	1,490	21.96%	
UBN	Q1'16	27,275	27,283	-0.03%	4,719	2,307	104.55	
UBA	Q1'16	74,134	83,098	-10.79%	16,986	16,956	0.18%	
ZENITH	Q1'16	99,435	113,322	-12.25%	26,573	27,680	-1.49%	
ETI	Q1'16	131,374	136,222	-3.56%	18,552	24,749	-25.04%	
NEM	FY'15	10,895	9,836	10.77%	712	1,525	-53.31%	
UCAP	Q1'16	1,856	1,306	42.00%	1,139	708	61.00%	
FIDSON	FY'15	8,210	9,719	-15.53%	745	632	17.88%	
UBN	FY'15	117,211	135,898	-13.75%	13,890	26,685	-47.95%	
NASCON	FY'15	16,178	11,250	43.80%	2,106	1,868	12.70%	



July 27, 2016

Market extends gaining streak to second session.....index up 0.93%

Analysts:

Ibinabo Princewill
iprincewill@planetcapitaltd.com

Wale Ojo
oojo@planetcapitaltd.com

Office:
Planet Capital Limited
3rd floor, St. Peter's house
3, Ajele street, P.O. Box 360, Marina, Lagos-Nigeria.
Tel: 01 2702296
Email: info@planetcapitaltd.com
Research: informationalservices@planetcapitaltd.com
Website: www.planetcapitaltd.com

Analyst Disclosure

Investments discussed in this report may not be suitable for all investors and the reader(s) should independently determine their suitability and evaluate the investment risks associated with such investments. All investors are solely responsible for their investment decisions. Any decision to purchase or subscribe for securities in any offering must be based solely on existing public information on such security or the information in the prospectus or other offering document issued in connection with such offering, and not on this report. Planet Capital, through business units other than Planet Capital Research, may have issued and may in the future issue trading ideas or recommendations that are inconsistent with, and reach different conclusions from, the information presented in this report. Such ideas or recommendations reflect the different time frames, assumptions, views and analytical methods of the persons who prepared them, and Planet Capital is under no obligation to ensure that such other trading ideas or recommendations are brought to the attention of any recipient of this report. To the extent that this report discusses any legal proceeding or issue, it has not been prepared as nor is it intended to express any legal conclusion, opinion or advice. Information relating to the tax status of companies whose securities are discussed in this report is not intended to provide tax advice or to be used by anyone to provide tax advice. By accepting this research report, you agree to be bound by the foregoing limitations. Planet Capital Limited is registered with the Securities & Exchange Commission as an issuing house, underwriter and financial adviser. This document is for information purposes only and for private circulation. No portion of this document may be reprinted, sold or redistributed without the written consent of Planet Capital Limited. Planet Capital research report is disseminated and available primarily electronically, and, in some cases, in printed form.