

Market Overview

Resuming the week on a positive note, trading activity on the local bourse continued on the northward drift for the fourth consecutive session. Today's gain was bolstered by price appreciation in BANKING (Zenith Bank and Guaranty Trust Bank Plc) and OIL&GAS (Seplat and Eterna Oil Plc) stocks.

Banking and Oil&Gas stocks lift index higher - The benchmark index edged higher by 0.58 percent to settle at 23,963.64 compared to a gain of 0.59 percent return previously. Market capitalization firmed up by N47.16billion to close at N8.24trillion. YTD return currently stands at -16.33 percent.

Significant decline in activity level – Turnover rose by 78.59 percent as investors exchanged 215.18million shares valued at N2.10billion in 3,853 deals compared to 1.01billion shares worth N1.89billion traded last Friday. Shares of Zenith Bank and United Bank for Africa Plc boosted activity in the financial services sector, seeing that the sector accounted for over 80 percent of total market volume

Banking index leads sector performance – Positive sentiment in Zenith Bank and FCMB Group Plc lifted the NSE-BANKING index higher by 3.45 percent while the NSE-OIL&GAS index rose 1.06 percent on gains in Seplat and Mobil Oil Plc. On the contrary, the NSE-IND.GOODS index closed lower by 0.54 percent on losses in Berger Paints and Lafarge Africa Plc while the NSE-CON.GOODS index and the NSE-INSURANCE index shed 0.27 percent apiece.

Market breadth sustains positive posture – Market breadth closed positive with 23 gainers and 15 losers. GUINNESS led stock performance by 10.20 percent, NAHCO 9.60 percent, ZENITHBANK 7.80 percent, FCMB 7.10 percent and GUARANTY 6.10 percent.

On the flip side, BERGER led the losers table by 9.60 percent, LEARNAFRCA 8.40 percent, FBNH 5.10 percent, CHAMPION 5.00 percent and NNFM 4.90 percent.

Daily Statistics

Equities:	
All Share Index	23,963.64
Daily Return	0.58%
Market Cap.	N8.24trn
Week-to-date return	0.58%
Year-to-date return	(16.33%)
Volume	215.18mn
Value	N2.10bn
Deals:	3,853
Money Market:	
Overnight	1.00%
1 month	8.86%
3 months	10.66%
6 months	11.82%
Exchange Rate:	
₦/\$	197.00
Change	(0.00%)

Contact:
Planet Capital Research
Email:
informationalservices@planetcapitaltd.com

Phone:
01 2700000, 0700000000

January 25, 2016

Banking and Oil&Gas stocks lift index higher.....up 0.58%

SECTOR ANALYSIS	25/01/2016	22/12/2016	CHANGE (%)	YTD RETURN (%)
NSE-30	1,077.98	1,070.36	0.71%	(16.28%)
NSE-BANKING	235.13	227.28	3.45%	(12.43%)
NSE-INSURANCE	134.52	134.88	(0.27%)	(5.67%)
NSE-CON.GOODS	621.84	623.52	(0.27%)	(16.66%)
NSE-OIL&GAS	319.61	316.27	1.06%	(10.36%)
NSE-IND.GOODS	1,753.62	1,763.12	(0.54%)	(19.06%)

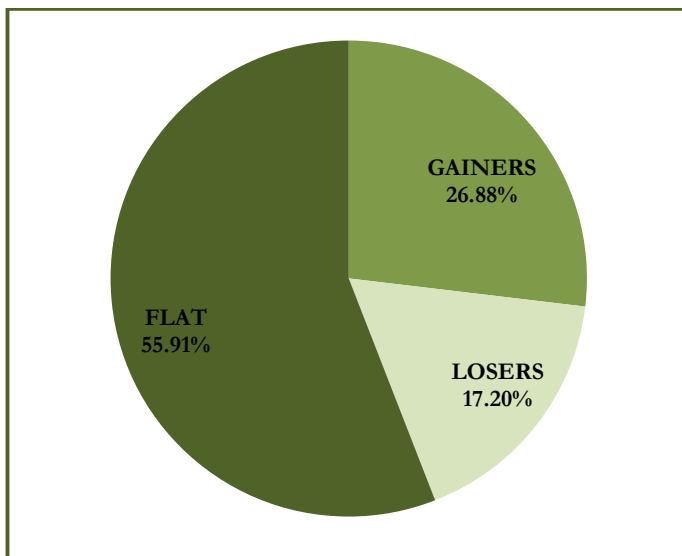
GAINERS TABLE

SYMBOL	CLOSE	PREVIOUS	CHANG E	YTD RTN
GUINNESS	₦112.28	₦101.85	10.20%	(6.74%)
NAHCO	₦3.90	₦3.56	9.60%	3.17%
ZENITHBANK	₦12.18	₦11.30	7.80%	(13.31%)
FCMB	₦1.06	₦0.99	7.10%	(37.28%)
GUARANTY	₦16.29	₦15.36	6.10%	(10.40%)
FLOURMILL	₦17.95	₦16.93	6.00%	(13.70%)
AFRIPRUD	₦2.52	₦2.38	5.90%	1.20%
CADBURY	₦14.58	₦13.89	5.00%	(14.99%)
SEPLAT	₦164.54	₦156.71	5.00%	(18.95%)
HONYFLOUR	₦1.55	₦1.48	4.70%	(24.39%)

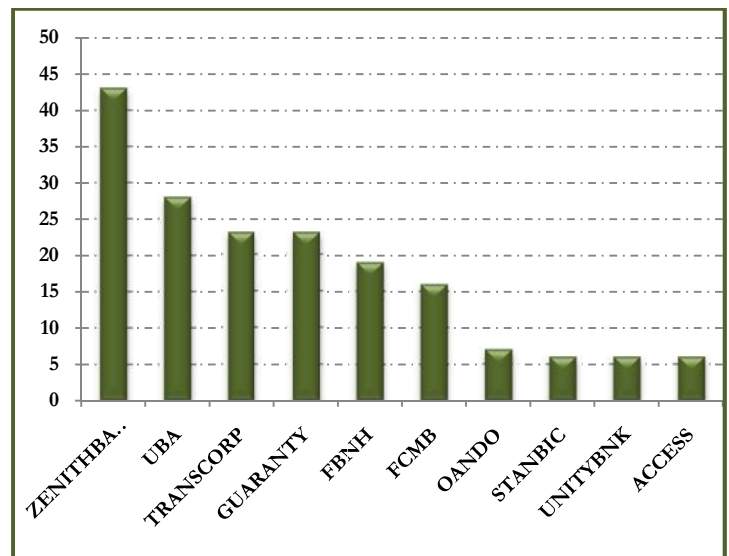
LOSERS TABLE

SYMBOL	CLOSE	PREVIOUS	CHANG E	YTD RTN
BERGER	₦9.01	₦9.97	(9.60%)	(9.90%)
LEARNAFRCA	₦0.76	₦0.83	(8.40%)	7.04%
FBNH	₦4.27	₦4.50	(5.10%)	(16.76%)
CHAMPION	₦3.07	₦3.23	(5.00%)	(8.90%)
NNFM	₦7.73	₦8.13	(4.90%)	(9.59%)
NB	₦102.80	₦108.00	(4.80%)	(24.41%)
AIRSERVICE	₦2.09	₦2.19	(4.60%)	(5.43%)
FIDELITYBK	₦1.27	₦1.33	(4.50%)	(15.33%)
VITAFOAM	₦4.70	₦4.92	(4.50%)	(13.12%)
AIICO	₦0.82	₦0.85	(3.50%)	(9.89%)

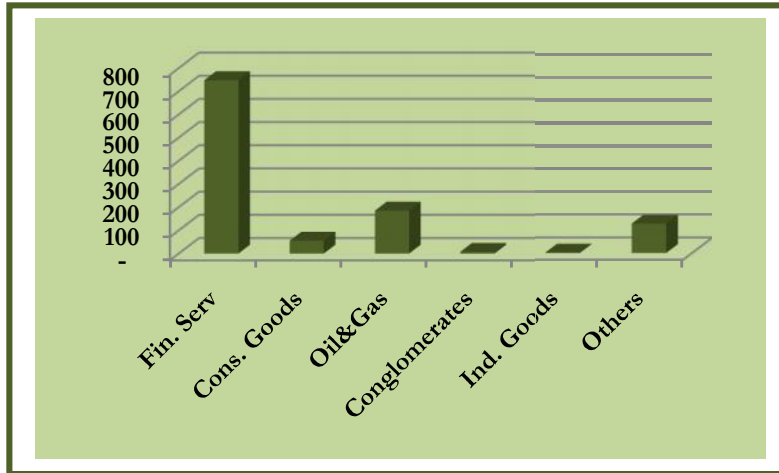
GAINERS VS LOSERS – PERCENTAGE DISTRIBUTION



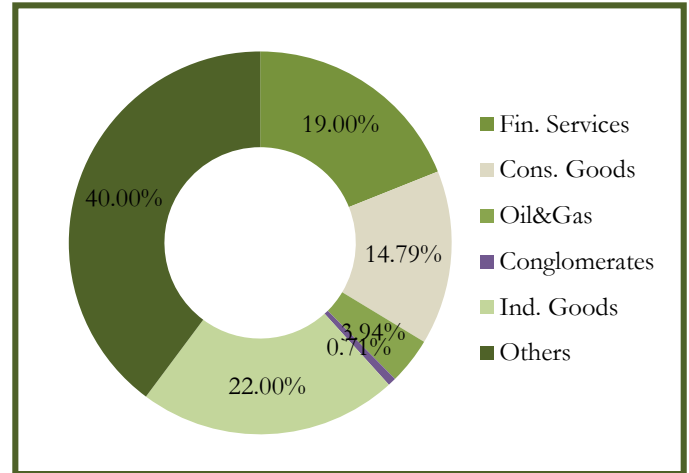
TOP TEN BY VOLUME (MILLION)



SECTOR CONTRIBUTION BY VOLUME (MILLION)



MKT CAP BY SECTORS



GLOBAL MARKETS	25/01/2016	22/01/2016	CHANGE (%)	YTD RTN (%)
S&P 500	1,906.90	1,868.99	2.03%	(7.58%)
FTSE 100	5,900.06	5,900.01	0.00%	(5.48%)
NIKKEI	17,110.91	16,958.53	0.90%	(10.10%)
JALSH	47,340.54	47,661.87	(0.67%)	(6.61%)
IBOV INDEX	38,031.22	37,717.11	0.83%	(12.27%)
NIFTY	7,436.15	7,422.45	0.18%	(6.62%)
MICEX	1714.92	1,717.98	(0.18%)	(2.64%)

ECONOMIC UPDATE/FINANCIAL HIGHLIGHTS

FG begins review of privatisation, concession laws - The Federal Government said it had commenced the review of laws guiding the privatisation and concession of public assets in the country. Source Punch

Nigeria considering tax changes to ease economic crisis: vice president - Nigeria's government is considering changes to the tax regime as part of efforts to overcome the crisis in Africa's biggest economy brought on by falling oil prices, Vice President Yemi Osinbajo said on Friday. Source Reuters

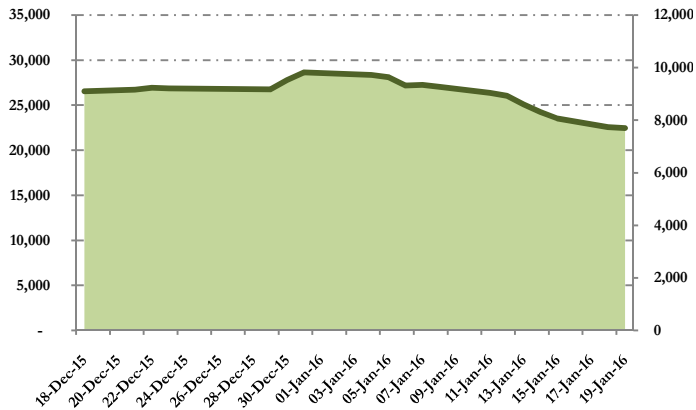
Nigeria must "harmonise" monetary and fiscal policies: finance minister - Monetary and budgetary policies in Nigeria need to be "harmonised" to boost the economy, Finance Minister Kemi Adeosun said on Friday, adding that moves towards this can be expected. Source Reuters

Nigeria plans up to \$5 bln borrowing from sources including Eurobonds: finance minister - Nigeria plans to borrow up to \$5 billion from multiple sources, including the Eurobond market, to plug its deficit as it tries overcome its worst economic crisis in years through a record budget, its finance minister said on Thursday. Source Reuters

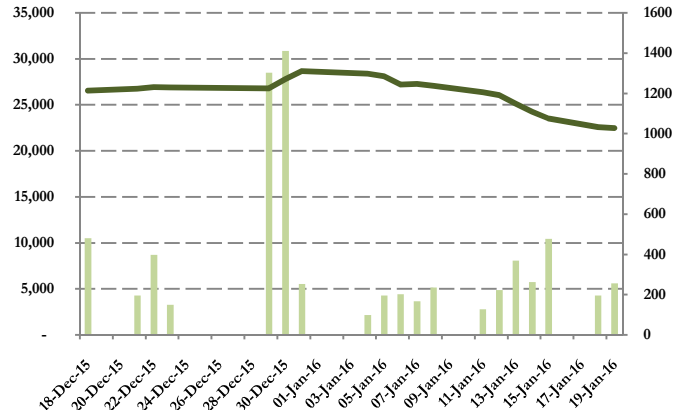
NDIC remits N15 billion to consolidated fund - THE Fiscal Responsibility Commission (FRC) had commended the Nigeria Deposit Insurance Corporation (NDIC) for remitting a total sum of N15.4 billion to the Consolidated Revenue Fund. Source Guardian

COT Returns as a Phoenix - On Thursday, the Central Bank of Nigeria (CBN) released a circular (see attached) which guided to the phasing out of Commission on Turnover (COT) charges but in a surprise move the apex bank announced the introduction of a new

INDEX VS MARKET CAP – ONE MONTH



INDEX VS VOLUME – ONE MONTH



KEY ECONOMIC INDICATORS

- MPR reduced to 11%.
- CRR on Public Sector deposits reduced to 20%.
- CRR on Private Sector deposits reduced to 20%.
- Liquidity ratio held constant at 30%.
- December inflation rate up 20bps to 9.60%.

MONEY MARKET

Interbank lending rates declined to an average of 8.09 percent from 8.81 percent previously, representing a decline of 0.72 percent.

The Overnight lending rate eased 3.25 percent to 1.00 percent.

Likewise, the 30-day, 90-day and 180-day rates settled at 8.86 percent, 10.66 percent and 11.82 percent, representing an increase of 0.10 percent, 0.25 percent and 0.02 percent respectively.

At the parallel market, the Naira depreciated by 0.99 percent against the US. Dollar to settle at N304/\$ from N301/\$ last Friday.

EARNINGS UPDATE								
SYMBOL	PERIOD	TURNOVER			PAT			CORP. ACTION
		PRESENT	PREVIOUS	%CHANGE	PRESENT	PREVIOUS	%CHANGE	
DAAR	Q1'15	2,073	1,374	50.87	298	(133)	-324.06%	
DAAR	9M'14	3,639	3,465	5.02%	(1,239)	(2,117)	-41.47%	
DAAR	FY'14	6,973	5,607	24.36%	(107)	(3,419)	-96.87%	
DAAR	Q1'14	1,374	1,182	16.24%	(133)	(782)	-82.99%	
DAAR	9M'13	3,465	2,950	17.46%	(2,117)	7,068	-129.95%	
GNI	FY'14	2,812	3,051	-7.81%	(95)	(12)	691.67%	
GOLDL:INK	H1'15	1,394	1,723	-19.09%	(731)	(114)	541.23%	
NEIMETH	FY'15	1,460	1,628	-10.32%	(335)	(228)	-46.93%	
TIGERBRAND	FY'15	48,026	41,268	16.38	(12,679)	(6,109)	-107.77	
MAYBAKER	9M'15	5,283	7,018	(24.72%)	41	63	-34.92%	
PAINTCOM	9M'15	1,946	1,662	17.09%	58	70	-17.14%	
PAINTCOM	HY'15	1,444	1,326	8.90%	67	114	-41.23%	
FTNCOCOA	HY'15	562	159	253.46%	(39)	(291)	-86.60%	
GUINEA	FY'14	1,093	1,088	0.46%	(81)	39	-307.69%	
PRESTIGE	9M'15	521	1,950	-73.28%	-49	5	-1080.00%	
LAWUNION	9M'15	3,252	3,588	-9.36%	564	178	216.85	
CONOIL	9M'15	60,156	104,223	-42.28%	346	346	0.00	
UACN	9M'15	54,602	60,545	-9.82%	963	4,669	-79.37%	
FLOURMILL	H1'16	177,583	165,540	7.27%	24,020	4,369	449.78%	
GUINNESS	Q1'16	21,741	21,047	3.30%	363	1,487	-75.59%	
STANBIC	9M'15	104,418	94,637	10.34%	13,562	25,261	-46.31%	
TOTAL	9M'15	159,299	177,807	-10.41%	2,132	2,648	-19.49%	
CWG	9M'15	12,322	11,240	9.63%	(516)	148	-448.65%	
HALLMARK	9M'15	4,939	3,872	27.56%	389	176	121.02%	
OKOMUOIL	9M'15	7,750	6,899	27.56%	2,555	2,077	23.01%	
NAHCO	9M'15	6,316	6,021	4.90%	519	597	-13.07%	
GLAXOSMITH	9M'15	23,040	23,211	-0.74%	485	1,848	-73.76%	
SKYEBANK	9M'15	129,238	97,126	33.06%	11,983	9,866	21.46%	
ETERNA	9M'15	69,993	39,111	78.96%	687	954	-27.99%	
DIAMONDBNK	9M'15	156,541	151,593	3.26%	15,967	20,180	-20.88%	
FBNH	9M'15	390,000	336,600	15.86%	50,217	55,627	-9.73%	



January 25, 2016

Banking and Oil&Gas stocks lift index higher.....up 0.58%

Analysts:

Ibinabo Princewill
iprincewill@planetcapitaltd.com

Wale Ojo
oojo@planetcapitaltd.com

Office:
Planet Capital Limited
3rd floor, St. Peter's house
3, Ajele street, P.O. Box 360, Marina, Lagos-Nigeria.
Tel: 01 2702296
Email: info@planetcapitaltd.com
Research: informationalservices@planetcapitaltd.com
Website: www.planetcapitaltd.com

Analyst Disclosure

Investments discussed in this report may not be suitable for all investors and the reader(s) should independently determine their suitability and evaluate the investment risks associated with such investments. All investors are solely responsible for their investment decisions. Any decision to purchase or subscribe for securities in any offering must be based solely on existing public information on such security or the information in the prospectus or other offering document issued in connection with such offering, and not on this report. Planet Capital, through business units other than Planet Capital Research, may have issued and may in the future issue trading ideas or recommendations that are inconsistent with, and reach different conclusions from, the information presented in this report. Such ideas or recommendations reflect the different time frames, assumptions, views and analytical methods of the persons who prepared them, and Planet Capital is under no obligation to ensure that such other trading ideas or recommendations are brought to the attention of any recipient of this report. To the extent that this report discusses any legal proceeding or issue, it has not been prepared as nor is it intended to express any legal conclusion, opinion or advice. Information relating to the tax status of companies whose securities are discussed in this report is not intended to provide tax advice or to be used by anyone to provide tax advice. By accepting this research report, you agree to be bound by the foregoing limitations. Planet Capital Limited is registered with the Securities & Exchange Commission as an issuing house, underwriter and financial adviser. This document is for information purposes only and for private circulation. No portion of this document may be reprinted, sold or redistributed without the written consent of Planet Capital Limited. Planet Capital research report is disseminated and available primarily electronically, and, in some cases, in printed form.