

## Market Overview

The Local bourse resumed the week's trading on a positive note on renewed optimism in INDUSTRIAL GOODS (Dangote Cement Plc) and OIL&GAS(Mobil and Seplat Plc) stocks.

### Daily Statistics

Equities:	
All Share Index	24,570.73
Daily Return	1.41%
Market Cap.	N1.49trn
Week-to-date	1.41%
Year-to-date return	(14.22%)
Volume	467.24mn
Value	N1.49bn
Deals:	2,549
Money Market:	
Overnight	1.26%
1 month	7.46%
3 months	9.10%
6 months	10.65%
Exchange Rate:	
₦/\$	197.00
Change	(0.00%)

### Consolidating on previous gains, market resumes week on a positive note -

The ASI edged higher by 1.41 percent to close at 24,570.73 compared to a 0.77 percent return last Friday. Market capitalization improved by N116.75billion to N8.45trillion. YTD return currently stands at -14.22 percent.

### Wapic Insurance Plc buoys activity level –

Volume of equities traded rose 66.64 percent to 467.24million shares valued at N1.49billion exchanged in 2,549 deals as against 280.39million shares worth N1.73billion traded last Friday. The financial services sector accounted for over 80 percent of total market volume. Negotiated deal in Wapic Insurance Plc boosted activity in the financial services sector.

### Industrial Goods index leads sector performance –

The NSE-IND.GOODS index firmed up by 2.48 percent on gains in Dangote Cement Plc; the NSE-OIL&GAS index was up 0.57 percent on positive posture in Mobil and Seplat Plc while the NSE-BANKING index rose 0.43 percent on renewed appetite for ETI and Sterling Bank Plc. On the flip side, the NSE-INSURANCE index was down 0.56 percent on losses in Mansard Insurance Plc while the NSE-CON.GOODS index shed 0.45 percent.

### Market breadth close flat –

Market breadth closed flat with 18 advancers and 18 decliners. DANGCEM led the gainers chart by 5.00 percent, ETI 4.95 percent, FIDSON 4.92 percent, MOBIL 4.65 percent and TIGERBRANDS 4.55 percent. On the other hand, WEMABANK led the losers table by 7.26 percent, OANDO 7.19 percent, IKEJAHOTEL 4.97 percent, CONOIL 4.96 percent and CONOIL 4.96 percent.

Contact:  
Planet Capital Research  
Email:  
informationalservices@planetcapitaltd.com

Phone:  
01 2700000, 0700000000

February 29, 2016

Consolidating on previous gains, market resumes week on a positive note..... up 1.41%

SECTOR ANALYSIS	29/02/2016	26/02/2016	CHANGE (%)	YTD RETURN (%)
NSE-30	1,097.97	1,086.82	1.03%	(14.73%)
NSE-BANKING	229.92	228.94	0.43%	(14.37%)
NSE-INSURANCE	126.86	127.57	(0.56%)	(11.04%)
NSE-CON.GOODS	604.00	606.73	(0.45%)	(19.06%)
NSE-OIL&GAS	383.93	381.76	0.57%	7.68%
NSE-IND.GOODS	1,856.52	1,811.63	2.48%	(14.32%)

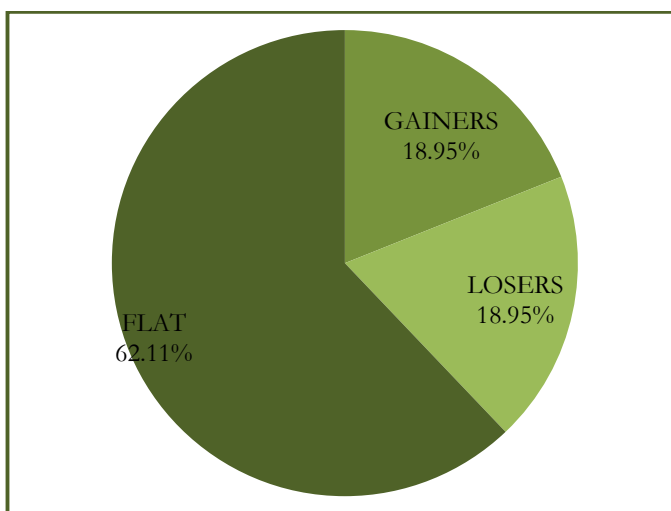
## GAINERS TABLE

SYMBOL	CLOSE	PREVIOUS	CHANG E	YTD RTN
DANGCEM	₦141.75	₦135.00	5.00%	(16.62%)
ETI	₦16.75	₦15.96	4.95%	(0.30%)
FIDSON	₦2.56	₦2.44	4.92%	2.40%
MOBIL	₦156.97	₦150.00	4.65%	(1.89%)
TIGERBRANDS	₦1.38	₦1.32	4.55%	22.17%
LIVESTOCK	₦1.19	₦1.14	4.39%	(10.53%)
MAYBAKER	₦0.98	₦0.94	4.26%	(10.91%)
AFRIPRUD	₦2.66	₦2.56	3.91%	6.83%
STERLNBANK	₦1.76	₦1.70	3.53%	(3.83%)
CONTINSURE	₦0.93	₦0.90	3.33%	(17.70%)

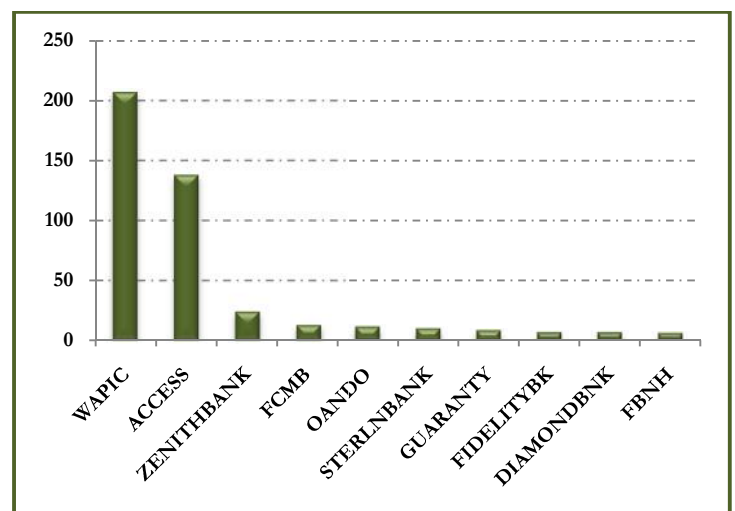
## LOSERS TABLE

SYMBOL	CLOSE	PREVIOUS	CHANG E	YTD RTN
WEMABANK	₦0.89	₦0.96	(7.29%)	(11.00%)
OANDO	₦2.97	₦3.20	(7.19%)	(49.69%)
IKEJAHOTEL	₦2.87	₦3.02	(4.97%)	(8.31%)
CONOIL	₦17.43	₦18.34	(4.96%)	(29.55%)
DANGSUGAR	₦5.23	₦5.50	(4.91%)	(13.27%)
HONYFLOUR	₦1.33	₦1.39	(4.32%)	(35.12%)
ETERNA	₦1.82	₦1.90	(4.21%)	(11.22%)
MANSARD	₦1.87	₦1.95	(4.10%)	(30.48%)
FCMB	₦0.76	₦0.79	(3.80%)	(55.03%)
FIDELITYBK	₦1.10	₦1.14	(3.51%)	(26.67%)

## GAINERS VS LOSERS – PERCENTAGE DISTRIBUTION



## TOP TEN BY VOLUME (MILLION)



SECTOR CONTRIBUTION BY VOLUME (MILLION)



MKT CAP BY SECTORS



GLOBAL MARKETS	29/02/2016	26/02/2016	CHANGE (%)	YTD RTN (%)
S&P 500	1,948.05	1,951.70	(0.19%)	(5.59%)
FTSE 100	6,087.80	6,096.01	(0.13%)	(2.48%)
NIKKEI	16,026.76	16,188.41	(1.00%)	(15.80%)
JALSH	49,480.81	49,429.40	0.10%	(2.39%)
IBOV INDEX	42,467.82	41,593.08	2.10%	(2.03%)
NIFTY	6,987.05	7,029.78	(0.61%)	(12.26%)
MICEX	1,838.06	1,816.78	1.17%	4.35%

## ECONOMIC UPDATE/FINANCIAL HIGHLIGHTS

**SimbaPay Moves to Ease Money Transfers to Africa from EU Countries:** A leading digital money transfer provider, SimbaPay ([www.SimbaPay.com](http://www.SimbaPay.com)), says Africans living in five additional EU countries will now be able to send money back home instantly and free of charge. This is because it has expanded its instant Africa money transfer service to France, Germany, Ireland, Italy and Spain.

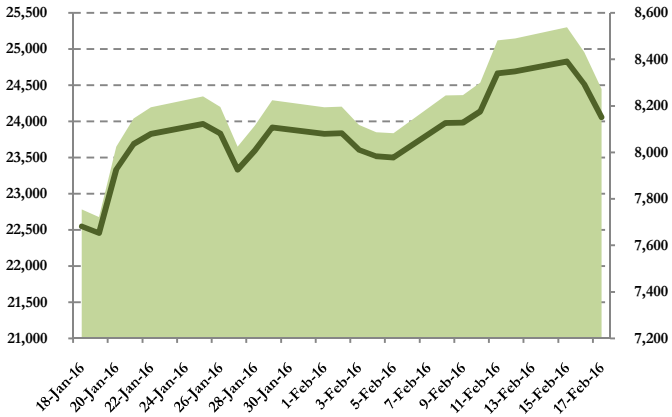
**Buhari Promises to Remove all Obstacles to Investment:** President Muhammadu Buhari has assured the business community in Qatar that Nigeria would remove any impediment that can hinder investment in the country. The Special Adviser to the President on Media and Publicity, Mr Femi Adesina, said Buhari spoke at a meeting with senior executives of Qatar Chamber of Commerce and some private businessmen in Doha on Sunday.

**Value of Mobile Money Transactions Rises to N40bn Monthly:** With the growing adoption of the cashless policy and increased patronage of mobile money, the Central bank of Nigeria (CBN) has put the value of transactions recorded through mobile money platform at N40 billion monthly. The Chairman of the Nigeria Interbank Settlement System Plc (NIBSS), Alhaji Sulaiman Barau, who is also the Deputy Governor (Operations Directorate), CBN, disclosed this at the electronic payment efficiency awards held in Lagos over the weekend.

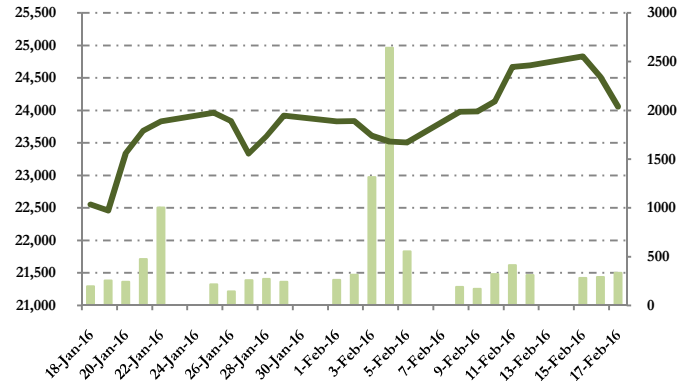
**Oil prices diverge:** Oil prices diverged Monday as traders balanced US demand hopes against the stubborn supply glut that has plagued the market in recent years. Around 1200 GMT, the US benchmark West Texas Intermediate (WTI) for delivery in April declined 22 cents at \$32.56 a barrel. In London, Brent North Sea crude for April advanced 23 cents to \$35.33 a barrel compared with Friday's close.

**Eurozone inflation fall heightens pressure on ECB:** Eurozone inflation in February plunged sharply back into negative territory, data showed on Monday, in the clearest sign yet that several rounds of stimulus measures by the European Central Bank are not working. The ECB is under huge pressure to revive prices and the economy in the single currency zone, with many of the 19 national governments that use the euro still not delivering a convincing recovery three years after the eurozone debt crisis.

## INDEX VS MARKET CAP – ONE MONTH



## INDEX VS VOLUME – ONE MONTH



## KEY ECONOMIC INDICATORS

- MPR reduced to 11%.
- CRR on Public Sector deposits reduced to 20%.
- CRR on Private Sector deposits reduced to 20%.
- Liquidity ratio held constant at 30%.
- January inflation rate remain unchanged at 9.60%.

## MONEY MARKET

Interbank lending rates firmed up to an average of 7.12 percent on liquidity shortage in the system, representing an increase of 0.05 percent when compared to 7.06 percent previously.

The overnight and 30-day lending rates rose 0.11 percent and 0.20 percent to 1.26 percent and 7.46 percent from 1.15 percent and 7.66 percent respectively.

Likewise, the 90-day and 180-day rates settled at 9.10 percent and 10.65 percent from 9.07 percent and 10.37 percent, representing an increase of 0.03 percent and 0.28 percent respectively.

At the parallel market, the local currency depreciated against the US. Dollar by 3.13 percent to settle at N330.00/\$ compared to its previous close of N320.00/\$.

EARNINGS UPDATE								
SYMBOL	PERIOD	TURNOVER			PAT			CORP. ACTION
		PRESENT	PREVIOUS	%CHANGE	PRESENT	PREVIOUS	%CHANGE	
NB	FY'15	293,905	266,372	10.34%	38,057	42,521	-10.50%	
FCMB	9M'15	109,294	106,703	2.43%	1,866	14,224	-86.88%	
GUINNESS	H1'15	49,836	55,267	-9.83%	1,173	3,400	-65.50%	
FO	FY'15	124,617	170,127	-26.75%	5,796	4,457	30.04%	
7UP	9M'16	60,226	59,829	0.66%	2,230	4,541	(50.89%)	
UPL	9M'16	1,379	1,672	-17.52%	132	178	-25.84%	
HONYFLOUR	9M'16	39,775	37,636	5.68%	1,485	969	53.25%	
REDSTAREX	9M'16	4,999	5,000	-0.02%	251	309	-18.77%	
AVON	3,832	3,194	19.97%	(22)	10	-320.00		
JOHNHOLT	Q1'16	418	536	-22.01%	(127)	(246)	-48.37%	
PZ	Q1'16	30,619	31,659	-3.29%	779	1,441	-45.94%	
DAAR	Q1'15	2,073	1,374	50.87	298	(133)	-324.06%	
DAAR	9M'14	3,639	3,465	5.02%	(1,239)	(2,117)	-41.47%	
DAAR	FY'14	6,973	5,607	24.36%	(107)	(3,419)	-96.87%	
DAAR	Q1'14	1,374	1,182	16.24%	(133)	(782)	-82.99%	
DAAR	9M'13	3,465	2,950	17.46%	(2,117)	7,068	-129.95%	
GNI	FY'14	2,812	3,051	-7.81%	(95)	(12)	691.67%	
GOLDL:INK	H1'15	1,394	1,723	-19.09%	(731)	(114)	541.23%	
NEIMETH	FY'15	1,460	1,628	-10.32%	(335)	(228)	-46.93%	
TIGERBRAND	FY'15	48,026	41,268	16.38	(12,679)	(6,109)	-107.77	
MAYBAKER	9M'15	5,283	7,018	(24.72%)	41	63	-34.92%	
PAINTCOM	9M'15	1,946	1,662	17.09%	58	70	-17.14%	
PAINTCOM	HY'15	1,444	1,326	8.90%	67	114	-41.23%	
FTNCOCOA	HY'15	562	159	253.46%	(39)	(291)	-86.60%	
GUINEA	FY'14	1,093	1,088	0.46%	(81)	39	-307.69%	
PRESTIGE	9M'15	521	1,950	-73.28%	-49	5	-1080.00%	
LAWUNION	9M'15	3,252	3,588	-9.36%	564	178	216.85	
CONOIL	9M'15	60,156	104,223	-42.28%	346	346	0.00	
UACN	9M'15	54,602	60,545	-9.82%	963	4,669	-79.37%	
FLOURMILL	H1'16	177,583	165,540	7.27%	24,020	4,369	449.78%	
GUINNESS	Q1'16	21,741	21,047	3.30%	363	1,487	-75.59%	



February 29, 2016

Consolidating on previous gains, market resumes week on a positive note..... up 1.41%

Analysts:

Ibinabo Princewill  
[iprincewill@planetcapitaltd.com](mailto:iprincewill@planetcapitaltd.com)

Wale Ojo  
[oojo@planetcapitaltd.com](mailto:oojo@planetcapitaltd.com)

Office:  
Planet Capital Limited  
3rd floor, St. Peter's house  
3, Ajele street, P.O. Box 360, Marina, Lagos-Nigeria.  
Tel: 01 2702296  
Email: [info@planetcapitaltd.com](mailto:info@planetcapitaltd.com)  
Research: [informationalservices@planetcapitaltd.com](mailto:informationalservices@planetcapitaltd.com)  
Website: [www.planetcapitaltd.com](http://www.planetcapitaltd.com)

## Analyst Disclosure

Investments discussed in this report may not be suitable for all investors and the reader(s) should independently determine their suitability and evaluate the investment risks associated with such investments. All investors are solely responsible for their investment decisions. Any decision to purchase or subscribe for securities in any offering must be based solely on existing public information on such security or the information in the prospectus or other offering document issued in connection with such offering, and not on this report. Planet Capital, through business units other than Planet Capital Research, may have issued and may in the future issue trading ideas or recommendations that are inconsistent with, and reach different conclusions from, the information presented in this report. Such ideas or recommendations reflect the different time frames, assumptions, views and analytical methods of the persons who prepared them, and Planet Capital is under no obligation to ensure that such other trading ideas or recommendations are brought to the attention of any recipient of this report. To the extent that this report discusses any legal proceeding or issue, it has not been prepared as nor is it intended to express any legal conclusion, opinion or advice. Information relating to the tax status of companies whose securities are discussed in this report is not intended to provide tax advice or to be used by anyone to provide tax advice. By accepting this research report, you agree to be bound by the foregoing limitations. Planet Capital Limited is registered with the Securities & Exchange Commission as an issuing house, underwriter and financial adviser. This document is for information purposes only and for private circulation. No portion of this document may be reprinted, sold or redistributed without the written consent of Planet Capital Limited. Planet Capital research report is disseminated and available primarily electronically, and, in some cases, in printed form.