

Market Overview

The equities market reversed upward on renewed optimism in BANKING (Guaranty Trust Bank and United Bank for Africa Plc) and OIL&GAS (Mobil Oil Plc) stocks.

Daily Statistics

Equities:	
All Share Index	25,409.06
Daily Return	0.63%
Market Cap.	N8.79trn
Week-to-date	0.97%
Year-to-date return	(5.45%)
Volume	146.71mn
Value	N1.75bn
Deals	2,563
Money Market:	
Overnight	40.04%
1 month	17.57%
3 months	20.47%
6 months	23.36%
Exchange Rate:	
₦/\$	305.50
Change	0.08%

Bargain hunting drives index higher - The ASI edged higher by 0.63 percent to 23,490.66 compared a return of 0.01 percent yesterday. Market capitalization declined by N55.14billion to N8.79trillion. WTD and YTD returns now stand at 0.97 percent and -5.45 percent respectively.

Improvement in activity level – The volume of equities traded for the day rose by 23.85 percent as investors exchanged 146.71million shares valued at N1.75billion traded in 2,563 deals compared to 118.46million shares worth N1.80billion traded yesterday. Shares of Fidelity Bank and United Capital Plc boosted activity in the financial services sector, seeing the sector accounted for over 85 percent of total market sales.

Mixed sector performance – The NSE-BANKING index was up 1.40 percent on gains in Guaranty Trust Bank and United Bank for Africa Plc; the NSE-OIL&GAS index rose by 0.28percent on renewed optimism in Mobil Oil Plc while the NSE-IND.GOODS index edged higher 0.05 percent. Conversely, the NSE-CON.GOODS index lost 1.36 percent on sell pressure in Unilever and Vita Foam Plc while the NSE-INSURANCE index closed flat.

Market breadth sustains negative posture – Market breadth sustains negative posture with 13 advancers and 15 decliners. BERGER led the gainers chart by 4.93 percent, GUINNESS 4.81 percent; NPFMCRFBK 4.55 percent, LIVESTOCK 4.17 percent and GUARANTY 3.92 percent. On the contrary, UNILEVER led the losers table by 4.99 percent, UACN 4.98 percent, UAC-PROP 4.74 percent, VITAFOAM 4.74 percent and DANGSUGAR 3.07 percent.

Contact:
Planet Capital Research
Email:
informationalservices@planetcapitaltd.com

Phone:
01 2700000, 0700000000

February 23, 2017

Bargain hunting drives index higher.....Up 0.63%

SECTOR ANALYSIS	23/02/2017	22/02/2017s	CHANGE (%)	YTD RETURN (%)
NSE-30	1,118.50	1,109.07	0.85%	(6.42%)
NSE-BANKING	276.87	273.05	1.40%	0.93%
NSE-INSURANCE	122.47	122.47	(0.00%)	(3.02%)
NSE-CON.GOODS	603.51	595.42	(1.36%)	(15.31%)
NSE-OIL&GAS	285.08	284.28	0.28%	(8.83%)
NSE-IND.GOODS	1,541.52	1,540.79	0.05%	(3.37%)

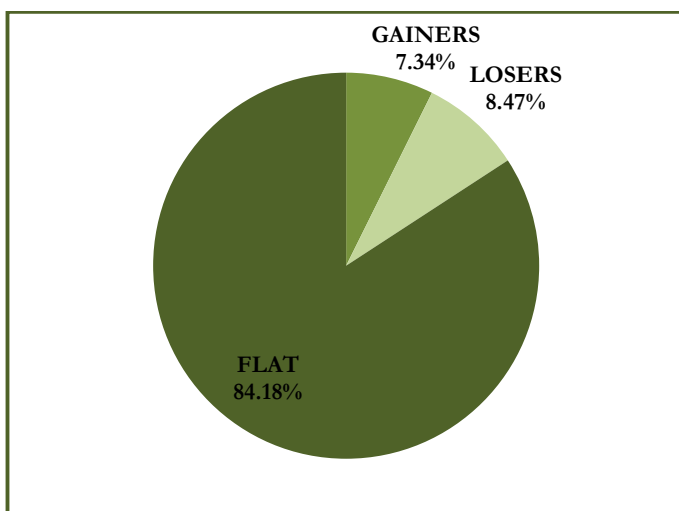
GAINERS TABLE

SYMBOL	CLOSE	PREVIOUS	CHANGE	YTD RTN
BERGER	₦6.38	₦6.08	4.93%	(0.31%)
GUINNESS	₦68.00	₦64.88	4.81%	(18.12%)
NPFMCRFBK	₦1.15	₦1.10	4.55%	4.55%
LIVESTOCK	₦0.75	₦0.72	4.17%	(10.17%)
GUARANTY	₦24.65	₦23.72	3.92%	(0.20%)
MOBIL	₦285.00	₦275.90	3.30%	2.15%
UBA	₦4.90	₦4.75	3.16%	8.89%
CCNN	₦4.28	₦4.15	3.13%	(14.40%)
NB	₦133.99	₦129.99	3.08%	(9.46%)
NEIMETH	₦0.67	₦0.66	1.52%	(14.10%)

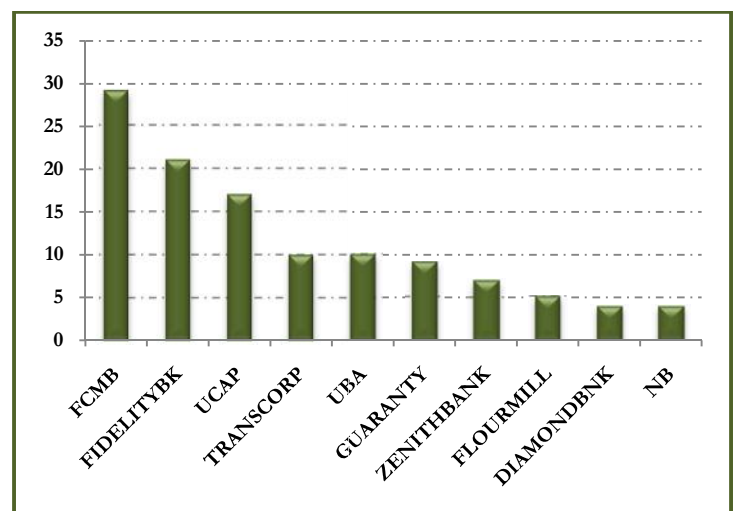
LOSERS TABLE

SYMBOL	CLOSE	PREVIOUS	CHANGE	YTD RTN
UNILEVER	₦29.16	₦30.69	(4.99%)	(16.69%)
UACN	₦12.02	₦12.65	(4.98%)	(28.49%)
UAC-PROP	₦1.81	₦1.90	(4.74%)	(30.92%)
VITAFOAM	₦1.81	₦1.90	(4.74%)	(24.58%)
DANGSUGAR	₦6.00	₦6.19	(3.07%)	(1.80%)
OANDO	₦4.81	₦4.95	(2.83%)	2.34%
ACCESS	₦6.69	₦6.84	(2.19%)	13.97%
NASCON	₦7.20	₦7.35	(2.04%)	(15.29%)
FIDELITYBK	₦0.81	₦0.82	(1.22%)	(3.57%)
DIAMONDBNK	₦0.84	₦0.85	(1.18%)	(4.55%)

GAINERS VS LOSERS – PERCENTAGE DISTRIBUTION



TOP TEN BY VOLUME (MILLION)



SECTOR CONTRIBUTION BY VOLUME (MILLION)



MKT CAP BY SECTORS



GLOBAL MARKETS	23/02/2017	22/02/2017	CHANGE (%)	YTD RTN (%)
S&P 500	2,365.38	2,351.16	0.60%	5.16%
FTSE 100	7,280.40	7,274.83	0.08%	1.93%
NIKKEI	19,379.87	19,381.44	(0.01%)	1.23%
JALSH	51,969.58	52,586.61	(1.17%)	2.60%
IBOV INDEX	68,689.23	69,052.02	(0.53%)	15.27%
NIFTY	8,926.90	8,907.85	0.21%	9.05%
MICEX	2,102.97	2,127.72	(1.16%)	(5.81%)

Source: Bloomberg

ECONOMIC UPDATE/FINANCIAL HIGHLIGHTS

Nigeria to seek World Bank loan of at least \$1 bln: finance minister - Nigeria wants to borrow at least \$1 billion from the World Bank, Finance Minister Kemi Adeosun said on Tuesday. Source Reuters

Nigeria says sees no need to go to IMF, plans its own reforms - Nigeria sees no need to apply for an International Monetary Fund programme as it is pursuing its own economic reform plan, Finance Minister Kemi Adeosun said on Tuesday. Source Reuters

Budget faces hurdle as MDAs fail to provide details - The passage of the 2017 Appropriation Bill by the National Assembly has suffered a setback, The PUNCH has learnt. Source Punch

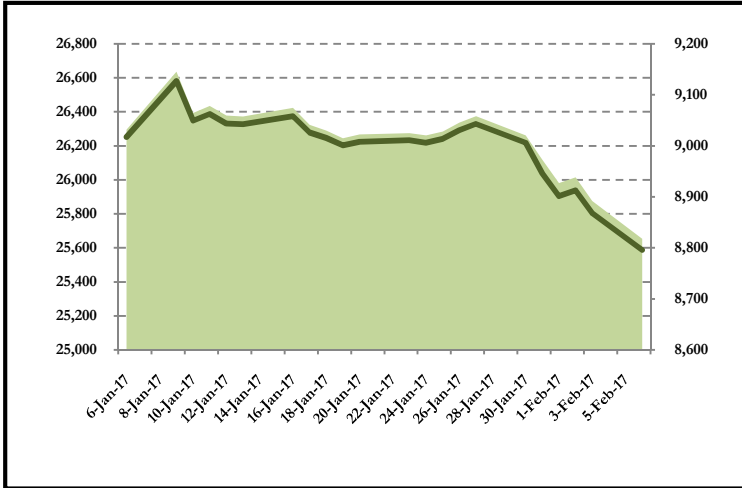
Govt's local debt hits N10.8tn, owes foreign creditors \$11.5bn - As of September 30, 2016, the Federal Government's indebtedness to local creditors stood at N10.8tn, while external debt was \$11.5bn. Source Punch

FG to reduce agencies operating in ports to six - The Federal Government is currently working towards streamlining the number of agencies operating in the nation's ports to only six from about eight. Source Punch

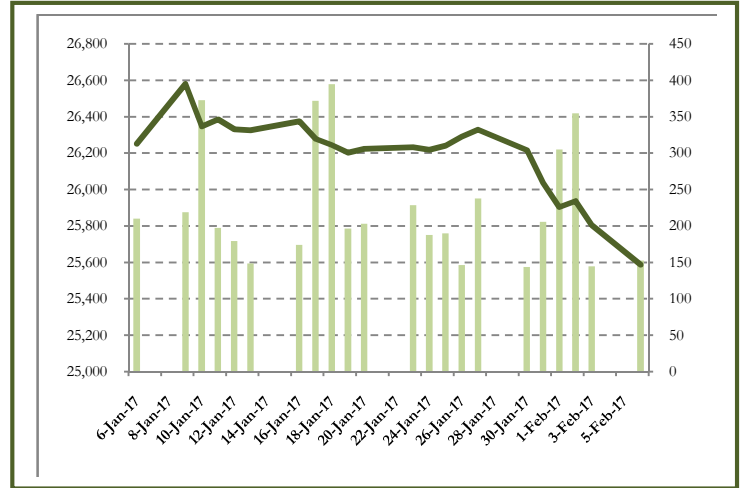
CAC delists 38,000 firms for not filing returns - The Corporate Affairs Commission on Tuesday said it had delisted the names of over 38,000 companies from its register for failing to file annual returns. Source Punch

FG unveils 60-day action-plan for ease of business - The Presidential Enabling Business Environment Council at its expanded meeting

INDEX VS MARKET CAP – ONE MONTH



INDEX VS VOLUME – ONE MONTH



KEY ECONOMIC INDICATORS

- MPR increased retained at 14%.
- CRR on Public Sector deposits at 22.50%.
- CRR on Private Sector deposits at 22.50%.
- Liquidity ratio held constant at 30%.
- December inflation rate rose by 7bps to 18.55%.

MONEY MARKET

Interbank lending rates declined to an average of 15.85 percent on liquidity improvement in the system, with a decrease of 0.49 percent when compared to 16.34 percent previously.

The overnight, 30-day and 90-day rates shed 0.46 percent, 0.70 percent and 0.63 percent to 8.29 percent, 15.99 percent and 17.52 percent respectively.

Likewise, the 180-day lending rate settled at 21.58 percent from 21.76 percent, representing a decrease of 0.18 percent.

At the interbank market, the local currency closed flat against the US. Dollar at N305.25/\$ compared.

EARNINGS UPDATE

SYMBOL	PERIOD	TURNOVER(N'mn)			PAT(N'mn)			CORP. ACTION
		PRESENT	PREVIOUS	%CHANGE	PRESENT	PREVIOUS	%CHANGE	
TRANSCOHOT	FY'16	15	13	9.53%	4,095	3,497	17.10%^	
NB	FY'16	313	293	6.75%	28,418	38,057	-25.33%	N2.58
UCAP	FY'16	9,000	6,153	46.27%	6,914	2,572	168.82%	50Kobo
NNFM	9M'16/17	461	759	-39.26%	(39)	72	-154.17%	
HONEYWELL	9M'16/17	37,974	39,775	(4.53%)	1,323	1,485	(10.91%)	
7UP	9M'16/17	75,899	60,226	26.02%	(4,842)	2,233	(316.84%)	
NEIMETH	Q1'16/17	137	396	(65.40%)	(247)	52	-575.00%	
FLOURMILLS	9M'16/17	389,943	263,679	47.89%	7,403	19,004	-61.05%	
GUINNESS	H1'16/17	59,490	49,836	19.37	(4,666)	1,172	498.12&	
STANBIC	Q3'16	114,622	104,418	9.77%	20,152	13,56	48.59%	
LINKASSURE	Q3'16	3,357	3,060	9.71%	616	651	-5.38%	
LINKASSURE	H1'16	2,565	2,382	7.68%	751	485	54.85%	
LINKASSURE	Q1'16	1,609	1,353	18.92%	532	671	-20.72%	
VITAFOAM	FY'15/16	13,569	16,853	-19.49%	(32)	(71)	-54.93%	12Kobo
LINKASSURE	FY'15	3,789	3,054	24.07%	512	324	58.02%	
TOURIST	Q1'16/17	679	789	-13.94%	(1,660)	(155)	970.97	
TOURIST	FY'15/16	2,891	3,209	-9.91%	(5,547)	(2,642)	109.95%	
TRANSCORP	9M'16	(14,206)	5,887	-341.31%	41,921	30,425	37.78%	
WEMABANK	9M'16	1,269	1,299	-2.31%	37,891	32,564	16.36%	
DIAMONDBNK	9M'16	3,513	15,970	-78.00%	151,106	156,541	-3.47%	
FIDELITYBNK	9M'16	110,346	107,140	2.99%	8,753	11,445	-23.52%	
FBNH	9M'16	42,517	50,217	-15.33%	417,300	390,000	7.00%	
ZENITHBNK	9M'16	100,074	83,087	20.44%	380.352	336,853	12.91%	
ACCESS	9M'16	57,095	48,092	18.72%	328,153	239.536	37.00%	
CCNN	9M'16	723	1,650	-56.18%	9,229	11,145	-17.19%	
DANGCEM	9M'16	133,521	157,993	-15.49%	442,092	365,450	20.97%	
ASHAKACEM	9M'16	1,428	3,700	-61.41%	10,863	14,548	-25.33%	
SEPLAT	9M'16	(24,290)	13,579	-278.88%	47,672	83,004	-42.57%	
TOTAL	9M'16	11,633	2,770	319.96%	220,216	159,299	38.24%	
CHAMPION	9M'16	99	46	115.22%	2,660	2,270	17.18%	



February 23, 2017

Bargain hunting drives index higher.....Up 0.63%

Analysts:

Ibinabo Princewill
iprincewill@planetcapitaltd.com

Wale Ojo
oojo@planetcapitaltd.com

Office:
Planet Capital Limited
3rd floor, St. Peter's house
3, Ajele street, P.O. Box 360, Marina, Lagos-Nigeria.
Tel: 01 2702296
Email: info@planetcapitaltd.com
Research: informationalservices@planetcapitaltd.com
Website: www.planetcapitaltd.com

Analyst Disclosure

Investments discussed in this report may not be suitable for all investors and the reader(s) should independently determine their suitability and evaluate the investment risks associated with such investments. All investors are solely responsible for their investment decisions. Any decision to purchase or subscribe for securities in any offering must be based solely on existing public information on such security or the information in the prospectus or other offering document issued in connection with such offering, and not on this report. Planet Capital, through business units other than Planet Capital Research, may have issued and may in the future issue trading ideas or recommendations that are inconsistent with, and reach different conclusions from, the information presented in this report. Such ideas or recommendations reflect the different time frames, assumptions, views and analytical methods of the persons who prepared them, and Planet Capital is under no obligation to ensure that such other trading ideas or recommendations are brought to the attention of any recipient of this report. To the extent that this report discusses any legal proceeding or issue, it has not been prepared as nor is it intended to express any legal conclusion, opinion or advice. Information relating to the tax status of companies whose securities are discussed in this report is not intended to provide tax advice or to be used by anyone to provide tax advice. By accepting this research report, you agree to be bound by the foregoing limitations. Planet Capital Limited is registered with the Securities & Exchange Commission as an issuing house, underwriter and financial adviser. This document is for information purposes only and for private circulation. No portion of this document may be reprinted, sold or redistributed without the written consent of Planet Capital Limited. Planet Capital research report is disseminated and available primarily electronically, and, in some cases, in printed form.