

Market Overview

Strong gains in INDUSTRIAL GOODS (Lafarge Africa Plc) and BANKING (Wema Bank and FBN Holdings Plc) stocks lifted the ASI higher.

Heavyweight stocks lifts index higher - The benchmark index firmed up by 0.25percent to settle at 25,739.18 compared to a return of 0.01 percent yesterday. Market capitalization rose N22.49billion to settle at N8.86trillion. WTD and YTD returns now stand at -0.01 percent and -10.14 percent respectively.

Decline in activity level – Investors exchanged 165.99million shares valued at N1.27billion traded in 2,485 deals, representing a decline of 35.10 percent when compared to 255.77million shares worth N2.08billion traded yesterday. Shares of Diamond Bank Plc boosted activity in the financial services sector, seeing that the sector accounted for over 65 percent of total market volume.

Mixed sector performance – The NSE-IND.GOODS index firmed up by 0.59 percent on gains in Lafarge Africa Plc; the NSE-BANKING index was up 0.36 percent on positive posture in Wema Bank and FBN Holdings Plc while the NSE-INSURANCE index improved by 0.26 percent. On the other hand, the NSE-OIL&GAS index closed lower by 0.62 percent on negative sentiment in Total and Mobil oil Plc while the NSE-CON.GOODS index was down 0.51 percent.

Market breadth closed flat – Market breadth closed flat with 19 advancers and 20 decliners. FO topped the gainers chart by 10.24 percent, HONYFLOUR 9.28 percent, PORTPAINT 4.59 percent, WEMABANK 3.77 percent, AIICO 3.51 percent. On the flip side, TOTAL led the losers table by 9.08 percent, INTBREW 5.00 percent, MOBIL 5.00 percent, FIDSON 4.79 percent and NEIMETH 4.76 percent.

Daily Statistics

Equities:	
All Share Index	25,739.18
Daily Return	0.25%
Market Cap.	N8.86trn
Week-to-date	(0.01%)
Year-to-date return	(10.14%)
Volume	165.99mn
Value	N1.27bn
Deals	2,485
Money Market:	
Overnight	7.31%
1 month	16.37%
3 months	18.52%
6 months	21.31%
Exchange Rate:	
₦/\$	305.50
Change	(0.00%)

Contact:
Planet Capital Research
Email:
informationalservices@planetcapitaltd.com

Phone:
01 2700000 0700000000

December 8, 2016

Heavyweight stocks lifts index higher.....up 0.25%

SECTOR ANALYSIS	08/12/2016	07/12/2016	CHANGE (%)	YTD RETURN (%)
NSE-30	1,152.52	1,151.78	0.06%	(10.50%)
NSE-BANKING	259.66	258.74	0.36%	(3.29%)
NSE-INSURANCE	123.11	122.79	0.26%	(13.93%)
NSE-CON.GOODS	706.82	710.41	(0.51%)	(5.28%)
NSE-OIL&GAS	306.26	308.18	(0.62%)	(14.11%)
NSE-IND.GOODS	1,524.00	1,515.06	0.59%	(29.66%)

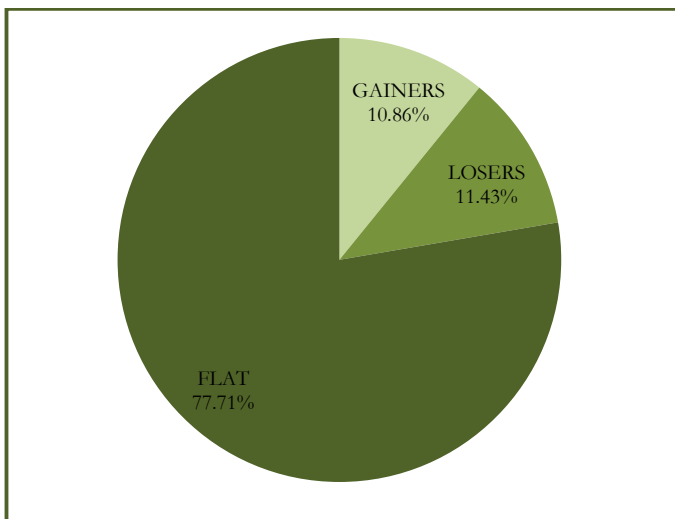
GAINERS TABLE

SYMBOL	CLOSE	PREVIOUS	CHANGE	YTD RTN
FO	₦96.37	₦87.42	10.24%	(70.80%)
HONYFLOUR	₦1.06	₦0.97	9.28%	(48.29%)
PORTPAINT	₦2.28	₦2.18	4.59%	(39.36%)
WEMABANK	₦0.55	₦0.53	3.77%	(45.00%)
AIICO	₦0.59	₦0.57	3.51%	(35.16%)
FBNH	₦3.53	₦3.42	3.22%	(31.19%)
OANDO	₦4.26	₦4.13	3.15%	(27.80%)
LIVERSTOCK	₦0.75	₦0.73	2.74%	(43.61%)
UACN	₦16.50	₦16.10	2.48%	(20.48%)
DANGSUGAR	₦6.08	₦5.95	2.18%	0.83%

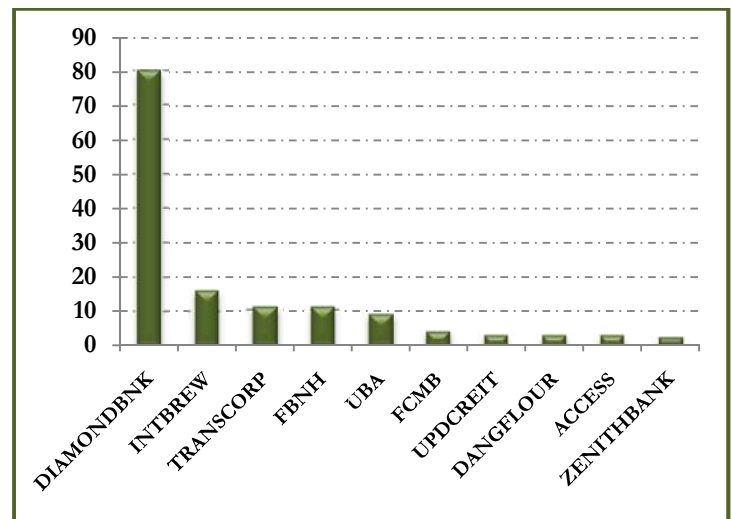
LOSERS TABLE

SYMBOL	CLOSE	PREVIOUS	CHANGE	YTD RTN
TOTAL	₦276.05	₦303.61	(9.08%)	87.78%
INTBREW	₦18.06	₦19.00	(5.00%)	12.95%
MOBIL	₦307.15	₦323.31	(5.00%)	91.97%
FIDSON	₦1.39	₦1.46	(4.79%)	(44.40%)
NEIMETH	₦0.60	₦0.63	(4.76%)	(32.58%)
PAINTCOM	₦0.67	₦0.70	(4.29%)	N/A
UNILEVER	₦46.00	₦48.00	(4.17%)	6.36%
AGLEVENT	₦0.71	₦0.74	(4.05%)	14.52%
STANBIC	₦14.00	₦14.50	(3.45%)	(15.31%)
DIAMONDBNK	₦0.83	₦0.85	(2.35%)	(63.91%)

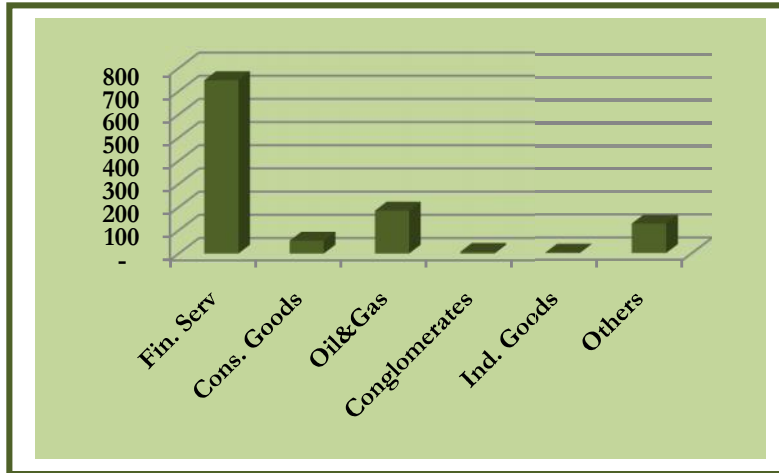
GAINERS VS LOSERS – PERCENTAGE DISTRIBUTION



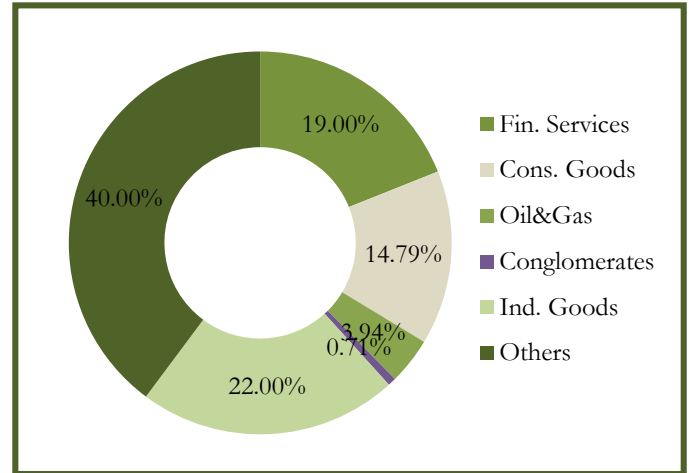
TOP TEN BY VOLUME (MILLION)



SECTOR CONTRIBUTION BY VOLUME (MILLION)



MKT CAP BY SECTORS



GLOBAL MARKETS	08/12/2016	07/12/2016	CHANGE (%)	YTD RTN (%)
S&P 500	2,212.23	2,204.71	0.34%	7.21%
FTSE 100	6,871.41	6,779.84	1.35%	10.08%
NIKKEI	18,496.69	18,360.54	0.74%	(2.82%)
JALSH	49,336.74	48,935.90	0.82%	(2.68%)
IBOV INDEX	61,397.90	61,088.25	0.51%	41.63%
NIFTY	8,102.05	8,143.15	(0.50%)	1.74%
MICEX	2,152.64	2,152.35	0.01%	22.21%

Source: Bloomberg

ECONOMIC UPDATE/FINANCIAL HIGHLIGHTS

States Meet to Consider Fresh Revenues Sources - Determined to find a way to augment the shortfall in revenues accruing to them from the Federation Account, some states gathered in Enugu and considered creative ways to boost their revenue base. Source Thisday

Lagos to borrow N60b this week, plans another N100b in 2017 - The Lagos State government has concluded an arrangement to return to the capital market this week to float a N60 billion bond from its pool of N500 billion approved by the state House of Assembly recently. It also plans another tranche of N100 billion for next year. Source Guardian

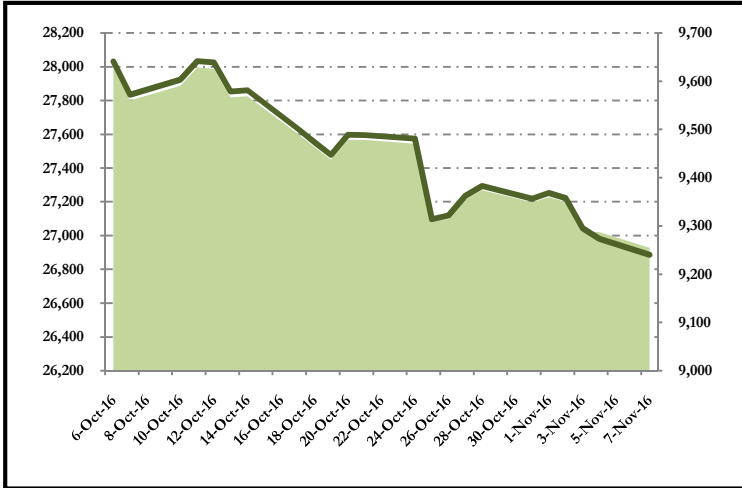
FG slashes 2017 independent revenue by N298bn - The harsh economic climate, which has resulted in the slowdown of business activities, may have forced the Federal Government to reduce its projected independent revenue from N1.5tn in 2016 to N1.2tn. Source Punch

Senate Begins Final Work on Economic Recovery Bills Today - The Senate will this week inch towards passing half of its historic and the much needed economic reform package as six of the 11 priority economic growth and reform bills have been scheduled for public hearings between today and Thursday. Source Thisday

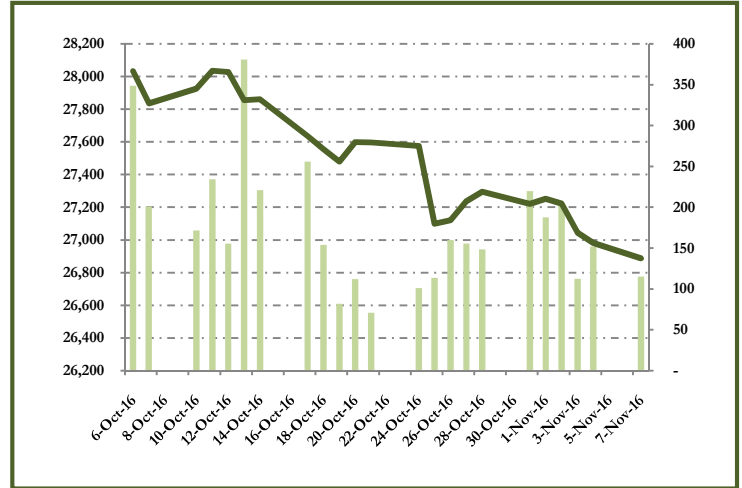
ICT University officially takes off first quarter 2017 - The Federal Government has assured that its proposed University of ICT will officially take off by the first quarter of 2017, which is expected to build capacity of ICT professionals, while enhancing digital literacy in the versatile areas of ICT. Source BUSINESSDAY

Nigeria's steel imports to hit \$15.11bn annually - Nigeria imports of steel will soon hit \$15.11bn per annum, the Group Deputy Managing Director, Kam Industries Nigeria Limited, Mr. Bola Awojobi, has said. Source Punch

INDEX VS MARKET CAP – ONE MONTH



INDEX VS VOLUME – ONE MONTH



KEY ECONOMIC INDICATORS

- MPR increased retained at 14%.
- CRR on Public Sector deposits at 22.50%.
- CRR on Private Sector deposits at 22.50%.
- Liquidity ratio held constant at 30%.
- October inflation rate came in higher at 18.30%.

MONEY MARKET

Interbank lending rates declined to an average of 17.99 percent on liquidity improvement in the system, with a decrease of 0.43 percent when compared to 18.43 percent previously.

The overnight, 30-day and 90-day rates shed 1.00 percent, 0.53 percent and 0.21 percent to 12.46 percent, 16.24 percent and 20.62 percent respectively.

Contrarily, the 180-day lending rate settled at 22.64 percent from 22.63 percent, representing an increase of 0.01 percent.

At the interbank market, the local currency closed flat against the US. Dollar at N305.25/\$ compared.

EARNINGS UPDATE

TURNOVER(N'mn)

PAT(N'mn)

SYMBOL	PERIOD	PRESENT	PREVIOUS	%CHANGE	PRESENT	PREVIOUS	%CHANGE	CORP. ACTION
TOURIST	Q1'16/17	679	789	-13.94%	(1,660)	(155)	970.97	
TOURIST	FY'15/16	2,891	3,209	-9.91%	(5,547)	(2,642)	109.95%	
TRANSCORP	9M'16	(14,206)	5,887	-341.31%	41,921	30,425	37.78%	
WEMABANK	9M'16	1,269	1,299	-2.31%	37,891	32,564	16.36%	
DIAMONDBNK	9M'16	3,513	15,970	-78.00%	151,106	156,541	-3.47%	
FIDELITYBNK	9M'16	110,346	107,140	2.99%	8,753	11,445	-23.52%	
FBNH	9M'16	42,517	50,217	-15.33%	417,300	390,000	7.00%	
ZENITHBNK	9M'16	100,074	83,087	20.44%	380.352	336,853	12.91%	
ACCESS	9M'16	57,095	48,092	18.72%	328,153	239.536	37.00%	
CCNN	9M'16	723	1,650	-56.18%	9,229	11,145	-17.19%	
DANGCEM	9M'16	133,521	157,993	-15.49%	442,092	365,450	20.97%	
ASHAKACEM	9M'16	1,428	3,700	-61.41%	10,863	14,548	-25.33%	
SEPLAT	9M'16	(24,290)	13,579	-278.88%	47,672	83,004	-42.57%	
TOTAL	9M'16	11,633	2,770	319.96%	220,216	159,299	38.24%	
CHAMPION	9M'16	99	46	115.22%	2,660	2,270	17.18%	
NNFM	H1'16	16	45	-64.22%	341	549	-37.89%	
NESTLE	9M'16	486	17,237	-97.18%	129,482	107,985	19.91%	
NASCON	9M'16	1,764	1,620	8.86%	12,794	10,192	25.53%	
HONEYFLOUR	H1'16/17	389	903	-56.92%	24,423	26,192	-6.75%	
GUINNESS	Q1'16/17	2,227	364	-711.81%	23,018	21,741	5.87%	
FLOURMILLS	9M'16	6,471	24,020	-73.06%	255,304	177,583	43.77%	
DANGSUGAR	9M'16	10,117	9,336	8.37%	115,253	73,046	57.78%	
NB	9M'16	20,113	26,176	-23.16%	222.716	214,918	3.63%	
GUARANTY	9M'16	329,282	229,370	43.56%	119,928	75,160	59.56%	
TRANSEXPR	9M'16	602	589	2.21%	35	47	-25.53%	
UBA	9M'16	265,527	245,492	8.16%	52,269	48,557	7.64%	
UCAP	9M'16	5,689	4,088	39.16%	4,696	1,910	145.86%	



December 8, 2016

Heavyweight stocks lifts index higher.....up 0.25%

Analysts:

Ibinabo Princewill
iprincewill@planetcapitaltd.com

Wale Ojo
oojo@planetcapitaltd.com

Office:
Planet Capital Limited
3rd floor, St. Peter's house
3, Ajele street, P.O. Box 360, Marina, Lagos-Nigeria.
Tel: 01 2702296
Email: info@planetcapitaltd.com
Research: informationalservices@planetcapitaltd.com
Website: www.planetcapitaltd.com

Analyst Disclosure

Investments discussed in this report may not be suitable for all investors and the reader(s) should independently determine their suitability and evaluate the investment risks associated with such investments. All investors are solely responsible for their investment decisions. Any decision to purchase or subscribe for securities in any offering must be based solely on existing public information on such security or the information in the prospectus or other offering document issued in connection with such offering, and not on this report. Planet Capital, through business units other than Planet Capital Research, may have issued and may in the future issue trading ideas or recommendations that are inconsistent with, and reach different conclusions from, the information presented in this report. Such ideas or recommendations reflect the different time frames, assumptions, views and analytical methods of the persons who prepared them, and Planet Capital is under no obligation to ensure that such other trading ideas or recommendations are brought to the attention of any recipient of this report. To the extent that this report discusses any legal proceeding or issue, it has not been prepared as nor is it intended to express any legal conclusion, opinion or advice. Information relating to the tax status of companies whose securities are discussed in this report is not intended to provide tax advice or to be used by anyone to provide tax advice. By accepting this research report, you agree to be bound by the foregoing limitations. Planet Capital Limited is registered with the Securities & Exchange Commission as an issuing house, underwriter and financial adviser. This document is for information purposes only and for private circulation. No portion of this document may be reprinted, sold or redistributed without the written consent of Planet Capital Limited. Planet Capital research report is disseminated and available primarily electronically, and, in some cases, in printed form.