

## Market Overview

Broader market performance was impacted negatively by losses across INDUSTRIAL GOODS (Lafarge Africa and Dangote Cement Plc) and CONSUMER GOODS (Champion Breweries and Tiger Brands Plc) sectors.

**Industrial Goods sector drags index lower** – The ASI declined by 0.40 percent to close at 26,763.24 compared to a return of -0.17 percent previously. Market capitalization shed N37.13bn to close at N9.20trillion. YTD return currently stands at -22.78 percent.

**Sterling Bank Plc buoys activity level**– A total of 1.30billion shares valued at N3.56billion were exchanged in 2,455 deals, representing an increase of 768.82 percent when compared to 149.88million shares worth N1.55billion traded previously. The financial services sector remained the most active, accounting for over 80 percent of total market volume. Shares of Sterling Bank and Wema Bank Plc boosted activity in the financial services sector.

**OIL&GAS index the lone gainer** – The NSE-OIL&GAS index edged higher by 5.18 percent on gains in Eterna Oil and Forte Oil Plc while other sector indices closed in the negative territory. The NSE-IND.GOODS index posted the highest loss by 2.03 percent on losses in Lafarge Africa and Dangote Cement Plc; the NSE-CON.GOODS index was down 1.28 percent on negative sentiment in Champion Breweries and Tiger Brand Plc while the NSE-BANKING index lost 0.95 percent on sell pressure in United Bank for Africa and FCMB Group Plc.

**Market breadth turns negative** – Market breadth closed negative with 23 gainers and 29 losers. CCNN led advancers by 10.11 percent, ETERNA 10.00 percent, FO 9.89 percent, UNITYBNK 8.51 percent and SKYEBANK 6.85 percent. On the flip side, GLAXOSMITH led the losers table by 5.00 percent, LIVESTOCK 5.00 percent, CONOIL 4.99 percent, UNILEVER 4.95 percent and CHAMPION 4.90 percent.

### Daily Statistics

<b>Equities:</b>	
All Share Index	26,763.24
Daily Return	(0.40%)
Market Cap.	N9.20trn
Week-to-date return	(0.40%)
Year-to-date return	(22.78%)
Volume	1.30bn
Value	N3.56bn
Deals:	2,455
<b>Money Market:</b>	
Overnight	1.00%
1 month	9.39%
3 months	10.77%
6 months	12.82%
<b>Exchange Rate:</b>	
₦/\$	197.00
Change	(0.02%)

Contact:  
Planet Capital Research  
Email:  
informationalservices@planetcapitaltd.com

Phone:  
01 2700000, 0700000000

SECTOR ANALYSIS	29/12/2015	23/12/2015	CHANGE (%)	YTD RETURN (%)
NSE-30	1,203.65	1,209.07	(0.45%)	(23.00%)
NSE-BANKING	263.87	266.40	(0.95%)	(24.91%)
NSE-INSURANCE	141.34	141.49	(0.11%)	(5.55%)
NSE-CON.GOODS	682.78	691.60	(1.28%)	(24.43%)
NSE-OIL&GAS	344.06	327.13	5.18%	(9.48%)
NSE-IND.GOODS	2,006.87	2,048.42	(2.03%)	(6.20%)

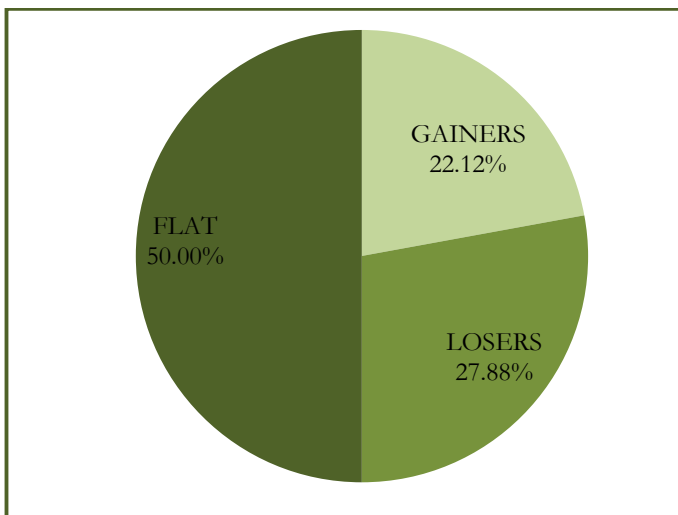
### GAINERS TABLE

SYMBOL	CLOSE	PREVIOUS	CHANGE	YTD RTN
CCNN	₦9.15	₦8.31	10.11%	(11.93%)
ETERNA	₦1.98	₦1.80	10.00%	(33.56%)
FO	₦315.00	₦286.65	9.89%	38.22%
UNITYBNK	₦1.02	₦0.94	8.51%	(79.60%)
SKYEBANK	₦1.56	₦1.46	6.85%	(41.35%)
PORTPAINT	₦3.59	₦3.42	4.97%	(7.95%)
MOBIL	₦150.00	₦143.00	4.90%	(5.06%)
MAYBAKER	₦1.10	₦1.05	4.76%	(30.38%)
AIRSERVICE	₦2.01	₦1.92	4.69%	18.24%
VITAFOAM	₦4.92	₦4.70	4.68%	22.08%

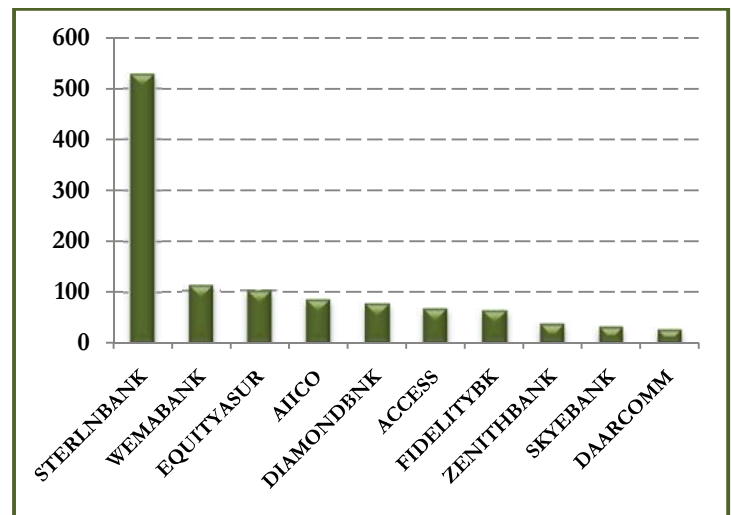
### LOSERS TABLE

SYMBOL	CLOSE	PREVIOUS	CHANGE	YTD RTN
GLAXOSMITH	₦33.25	₦35.00	(5.00%)	(33.50%)
LIVESTOCK	₦1.33	₦1.40	(5.00%)	(41.67%)
CONOIL	₦24.74	₦26.04	(4.99%)	(35.08%)
UNILEVER	₦43.25	₦45.50	(4.95%)	20.81%
CHAMPION	₦3.30	₦3.47	(4.90%)	(52.72%)
OANDO	₦5.63	₦5.92	(4.89%)	(100.00%)
UPL	₦5.45	₦5.73	(4.89%)	29.15%
UBA	₦3.33	₦3.50	(4.86%)	(22.56%)
CHELLARAM	₦3.58	₦3.76	(4.79%)	(9.37%)
PZ	₦25.70	₦26.90	(4.46%)	7.98%

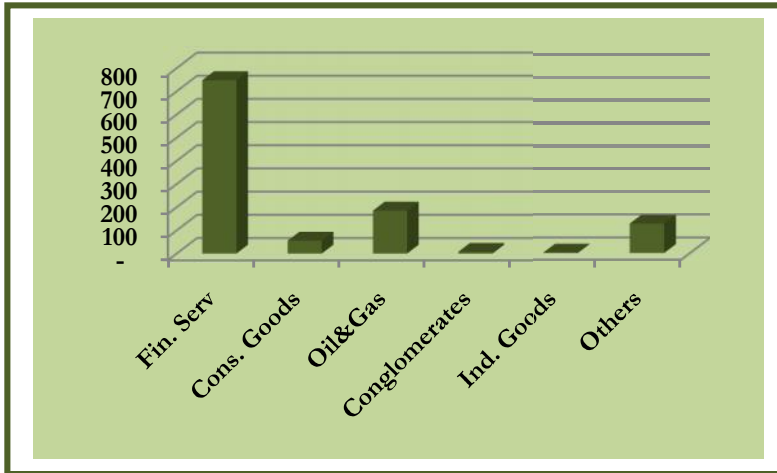
### GAINERS VS LOSERS – PERCENTAGE DISTRIBUTION



### TOP TEN BY VOLUME (MILLION)



SECTOR CONTRIBUTION BY VOLUME (MILLION)



MKT CAP BY SECTORS



GLOBAL MARKETS	29/12/2015	23/12/2015	CHANGE (%)	YTD RTN (%)
S&P 500	2,056.50	2,060.99	(0.22%)	(0.12%)
FTSE 100	6,280.10	6,254.64	0.41%	(4.09%)
NIKKEI	18,982.23	18,878.35	0.55%	8.78%
JALSH	50,999.39	51,188.72	(0.37%)	2.99%
IBOV INDEX	44,025.64	43,764.34	0.60%	(9.25%)
NIFTY	7,908.80	7,925.15	(0.21%)	(5.80%)
MICEX	1,743.35	1,731.20	0.70%	24.83%

**ECONOMIC UPDATE/FINANCIAL HIGHLIGHTS**

**US Fed Rate Hike to Increase Cost of Funding FG's Budget Deficit** - The decision of the United States (US) Federal Reserves (the Fed) to increase the Fed-Fund rate from 0.0 per cent to 0.25 per cent will increase the cost of financing the 2016 budget deficit of the Federal Government of Nigeria, financial analysts have said. Source Thisday

**NNPC awards new crude for product swap deals to four refiners** - The Nigerian National Petroleum Corporation (NNPC) will award new crude for product swap agreements to Total, Varo Energy, Cepsa and ENI, the head of its crude marketing unit said on Friday. Source BUSINESSDAY

**Nigeria's oil faces competition as US begins export** - Nigeria's crude oil, which has been struggling to sell in recent months, may suffer further setbacks in the global market following the lifting of the ban on the United States oil exports. Source Punch

**Chinese firm to set up rice farms in Nigeria** - A Chinese firm, Sanya Twin Rice Industry, Research and Development Company, has expressed its readiness to establish a rice factory in Nigeria. Source Daily Trust

**FG Rolls out PPP Projects to Close Infrastructure Gap** - The Infrastructure Concession Regulatory Commission (ICRC) has said the federal government has concluded plans on public-private partnership contractual agreements that will govern public sector agencies and the private sector operators as it seeks to tackle the huge infrastructure deficit in the country. Source Thisday

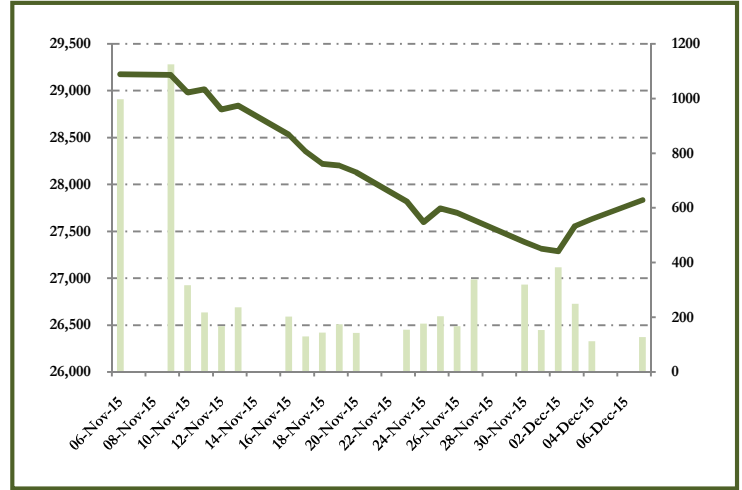
**Nigeria's trade balance weakens as oil prices, currency controls bite** - Nigerian exports plunged in the third quarter from a year ago and imports also fell, the national bureau of statistics (NBS) said, as currency controls introduced by the central bank this year to support the economy start to bite. Source BUSINESSDAY

**'CBN's forex policy hurting Nigeria's textile sector'** - Textile marketers in Kano State have described the Central Bank of Nigeria (CBN's) foreign exchange policy as a threat to textile business in Nigeria as it is systematically edging out international investors in the sector. Source Daily Trust

INDEX VS MARKET CAP – ONE MONTH



INDEX VS VOLUME – ONE MONTH



## KEY ECONOMIC INDICATORS

- MPR reduced to 11%.
- CRR on Public Sector deposits reduced to 20%.
- CRR on Private Sector deposits reduced to 20%.
- Liquidity ratio held constant at 30%.
- November inflation rate up 10bps to 9.40%.

## MONEY MARKET

Interbank lending rates declined across to an average of 8.14 percent from 8.33 percent previously, representing a decrease of 0.19 percent.

The Overnight and 30-day rates declined by 0.17 percent and 0.88 percent to close at 1.32 percent and 8.56 percent respectively.

Conversely, the 90-day and 180-day lending rates settled at 10.22 percent and 12.44 percent, representing an increase of 0.12 percent and 0.17 percent respectively.

## EARNINGS UPDATE

### TURNOVER

### PAT

SYMBOL	PERIOD	PRESENT	PREVIOUS	%CHANGE	PRESENT	PREVIOUS	%CHANGE	CORP. ACTION
MAYBAKER	9M'15	5,283	7,018	(24.72%)	41	63	(34.92%)	
PAINTCOM	9M'15	1,946	1,662	17.09%	58	70	(17.14%)	
PAINTCOM	HY'15	1,444	1,326	8.90%	67	114	-41.23%	
FTNCOCOA	HY'15	562	159	253.46%	(39)	(291)	-86.60%	
GUINEA	FY'14	1,093	1,088	0.46%	(81)	39	-307.69%	
PRESTIGE	9M'15	521	1,950	-73.28%	-49	5	-1080.00%	
LAWUNION	9M'15	3,252	3,588	-9.36%	564	178	216.85	
CONOIL	9M'15	60,156	104,223	-42.28%	346	346	0.00	
UACN	9M'15	54,602	60,545	-9.82%	963	4,669	-79.37%	
FLOURMILL	H1'16	177,583	165,540	7.27%	24,020	4,369	449.78%	
GUINNESS	Q1'16	21,741	21,047	3.30%	363	1,487	-75.59%	
STANBIC	9M'15	104,418	94,637	10.34%	13,562	25,261	-46.31%	
TOTAL	9M'15	159,299	177,807	-10.41%	2,132	2,648	-19.49%	
CWG	9M'15	12,322	11,240	9.63%	(516)	148	-448.65%	
HALLMARK	9M'15	4,939	3,872	27.56%	389	176	121.02%	
OKOMUOIL	9M'15	7,750	6,899	27.56%	2,555	2,077	23.01%	
NAHCO	9M'15	6,316	6,021	4.90%	519	597	-13.07%	
GLAXOSMITH	9M'15	23,040	23,211	-0.74%	485	1,848	-73.76%	
SKYEBANK	9M'15	129,238	97,126	33.06%	11,983	9,866	21.46%	
ETERNA	9M'15	69,993	39,111	78.96%	687	954	-27.99%	
DIAMONDBNK	9M'15	156,541	151,593	3.26%	15,967	20,180	-20.88%	
FBNH	9M'15	390,000	336,600	15.86%	50,217	55,627	-9.73%	
ASHAKACEM	9M'15	14,548	17,286	-15.84%	3,699	4,365	-15.26%	
DANGCEM	9M'15	365,450	310,214	17.81%	157,993	140,477	12.47%	
ZENITH	9M'15	336,853	273,739	23.06%	83,087	71,046	16.95%	
ACCESS	9M'15	257,588	181,385	42.01%	48,092	35,829	34.23%	
GUARANTY	9M'15	229,372	199,238	15.12%	75,161	66,745	12.61%	
OANDO	H1'15	60,318	55,669	8.35	(34,677)	5,744	-703.71%	
OANDO	Q1'15	33,027	18,000	83.48	(18,253)	(3,929)	364.57%	



December 29, 2015

Industrial Goods sector drags index lower..... down 40bps

Analysts:

Ibinabo Princewill  
[iprincewill@planetcapitaltd.com](mailto:iprincewill@planetcapitaltd.com)

Wale Ojo  
[oojo@planetcapitaltd.com](mailto:oojo@planetcapitaltd.com)

Office:  
Planet Capital Limited  
3rd floor, St. Peter's house  
3, Ajele street, P.O. Box 360, Marina, Lagos-Nigeria.  
Tel: 01 2702296  
Email: [info@planetcapitaltd.com](mailto:info@planetcapitaltd.com)  
Research: [informationalservices@planetcapitaltd.com](mailto:informationalservices@planetcapitaltd.com)  
Website: [www.planetcapitaltd.com](http://www.planetcapitaltd.com)

## Analyst Disclosure

Investments discussed in this report may not be suitable for all investors and the reader(s) should independently determine their suitability and evaluate the investment risks associated with such investments. All investors are solely responsible for their investment decisions. Any decision to purchase or subscribe for securities in any offering must be based solely on existing public information on such security or the information in the prospectus or other offering document issued in connection with such offering, and not on this report. Planet Capital, through business units other than Planet Capital Research, may have issued and may in the future issue trading ideas or recommendations that are inconsistent with, and reach different conclusions from, the information presented in this report. Such ideas or recommendations reflect the different time frames, assumptions, views and analytical methods of the persons who prepared them, and Planet Capital is under no obligation to ensure that such other trading ideas or recommendations are brought to the attention of any recipient of this report. To the extent that this report discusses any legal proceeding or issue, it has not been prepared as nor is it intended to express any legal conclusion, opinion or advice. Information relating to the tax status of companies whose securities are discussed in this report is not intended to provide tax advice or to be used by anyone to provide tax advice. By accepting this research report, you agree to be bound by the foregoing limitations. Planet Capital Limited is registered with the Securities & Exchange Commission as an issuing house, underwriter and financial adviser. This document is for information purposes only and for private circulation. No portion of this document may be reprinted, sold or redistributed without the written consent of Planet Capital Limited. Planet Capital research report is disseminated and available primarily electronically, and, in some cases, in printed form.