

## Market Overview

Sell-offs across OIL&GAS (Mobil and MRS Plc Plc) and BANKING (Sterling Bank and FCMB Group Plc) stocks depressed the benchmark index further. All sector indices posted negative returns.

**Market extends losing streak to third session** - The ASI edged lower by 0.45 percent to 27,272.14 compared to -0.11 percent return yesterday. Investors lost N42.19billion as market capitalization slips to N9.37trillion. WTD and YTD returns now stand at -0.56 percent and -4.78 percent respectively.

**Significant improvement activity level** – Turnover rose by 252.10 percent as investors exchanged 416.79million shares valued at N2.16billion in 3,443 deals compared to 416.79million shares worth N1.27billion traded previously. Shares of Wapic Insurance and FBN Holding Plc were the most traded, seeing that the financial services sector accounted for over 85 percent of total market volume.

**All sector indices closed lower** – The NSE-OIL&GAS index was down 1.43 percent on losses in Mobil and MRS Plc; the NSE-BANKING index lost 0.57 percent on sell pressure in Sterling Bank and FCMB Group Plc; the NSE-IND.GOODS index declined 0.32 percent on negative sentiment in Berger Paints and Dangote Cement Plc while the NSE-INSURANCE index and the NSE-CON.GOODS index shed 0.21 percent and 0.18 percent respectively.

**Market breadth closed negative** – Market breadth sustains negative posture with 6 gainers and 31 losers. WAPIC led stock performance by 4.00 percent, TOTAL 2.63 percent, SKYE BANK 1.47 percent, FBNH 0.30 percent and NB 0.23 percent. Conversely, STERLING BANK led the losers table by 9.38 percent, INTBREW 5.00 percent, MOBIL 5.00 percent, MRS 5.00 percent and BERGER 4.97 percent.

### Daily Statistics

Equities:	
All Share Index	27,272.14
Daily Return	(0.45%)
Market Cap.	N9.37trn
Week-to-date	(0.56%)
Year-to-date return	(4.78%)
Volume	416.79mn
Value	N2.16bn
Deals:	3,443
Money Market:	
Overnight	20.51%
1 month	17.50%
3 months	19.43%
6 months	21.86%
Exchange Rate:	
₦/\$	315.66
Change	1.02%

Contact:  
Planet Capital Research  
Email:  
informationalservices@planetcapitaltd.com

Phone:  
01 2700000 0700000000

August 9, 2016

Market extends losing streak to third session.....index down 0.45%

SECTOR ANALYSIS	09/08/2016	08/08/2016	CHANGE (%)	YTD RETURN (%)
NSE-30	1,205.54	1,210.51	(0.41%)	(6.38%)
NSE-BANKING	279.65	281.24	(0.57%)	4.16%
NSE-INSURANCE	130.80	131.07	(0.21%)	(8.55%)
NSE-CON.GOODS	691.31	692.57	(0.18%)	(7.35%)
NSE-OIL&GAS	288.86	293.06	(1.43%)	(18.99%)
NSE-IND.GOODS	1,789.27	1,795.01	(0.32%)	(17.42%)

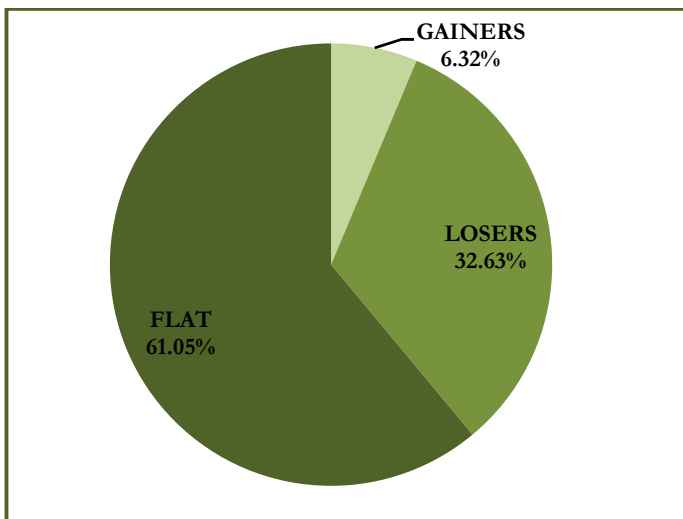
## GAINERS TABLE

SYMBOL	CLOSE	PREVIOUS	CHANGE	YTD RTN
WAPIC	₦0.52	₦0.50	4.00%	N/A
TOTAL	₦236	₦229.95	2.63%	60.53%
SKYEBANK	₦0.69	₦0.68	1.47%	(56.33%)
FBNH	₦3.30	₦3.29	0.30%	(35.67%)
NB	₦130.30	₦130.00	0.23%	(4.19%)
GUARANTY	₦24.00	₦23.95	0.21%	32.01%

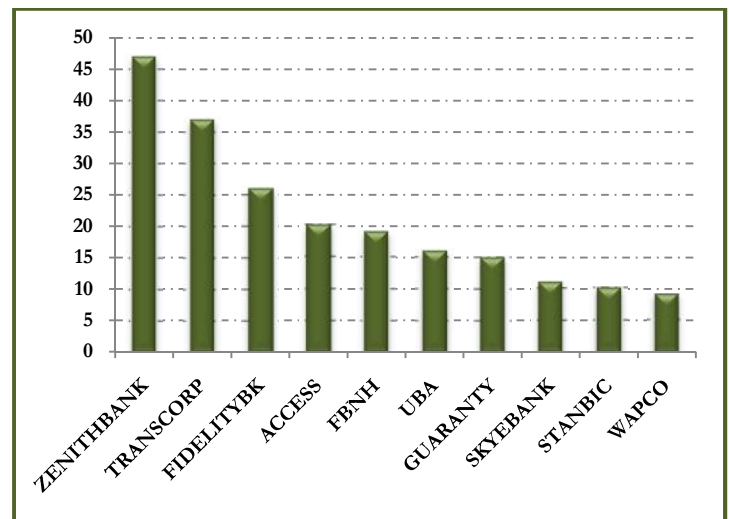
## LOSERS TABLE

SYMBOL	CLOSE	PREVIOUS	CHANGE	YTD RTN
STERLNBANK	₦1.16	₦1.28	(9.38%)	(36.61%)
INTBREW	₦18.05	₦19.00	(5.00%)	12.88%
MOBIL	₦169.67	₦178.60	(5.00%)	6.04%
MRS	₦38.57	₦40.60	(5.00%)	(22.33%)
BERGER	₦6.89	₦7.25	(4.97%)	(31.10%)
FIDSON	₦1.86	₦1.95	(4.62%)	(25.60%)
AIRSERVICE	₦2.07	₦2.17	(4.61%)	(6.33%)
HONYFLOUR	₦1.45	₦1.52	(4.61%)	(29.27%)
AIICO	₦0.68	₦0.71	(4.23%)	(25.27%)
DANGFLOUR	₦3.99	₦4.15	(3.86%)	253.10%

## GAINERS VS LOSERS – PERCENTAGE DISTRIBUTION



## TOP TEN BY VOLUME (MILLION)



SECTOR CONTRIBUTION BY VOLUME (MILLION)



MKT CAP BY SECTORS



GLOBAL MARKETS	09/08/2016	08/08/2016	CHANGE (%)	YTD RTN (%)
S&P 500	2,180.89	2,182.87	(0.09%)	5.70%
FTSE 100	6,832.90	6,809.13	0.35%	9.46%
NIKKEI	16,764.97	16,254.45	3.14%	(11.92%)
JALSH	52,486.65	52,348.36	0.26%	3.54%
IBOV INDEX	57,635.43	57,661.14	(0.04%)	32.95%
NIFTY	8,678.25	8,711.35	(0.38%)	8.98%
MICEX	1,952.20	1,956.99	(0.24%)	10.83%

Source: Bloomberg

**ECONOMIC UPDATE/FINANCIAL HIGHLIGHTS**

**FG reduces mining licences award timeframe to 40 days** - The Federal Government has vowed to checkmate the actions of unscrupulous individuals in the Solid Minerals sector, who are fuelling insecurity in the country. Source Vanguard

**FG to Establish Skill Acquisition Centres for Agric Devt** - Worried by the high level of unemployment rate which experts claim has hit about 30 per cent, the Federal Ministry of Agriculture and Rural Development (FMARD) has announced plans to establish skill acquisition centres to engage youths with agricultural skills to earn a living and address future food shortages in the country. Source Thisday

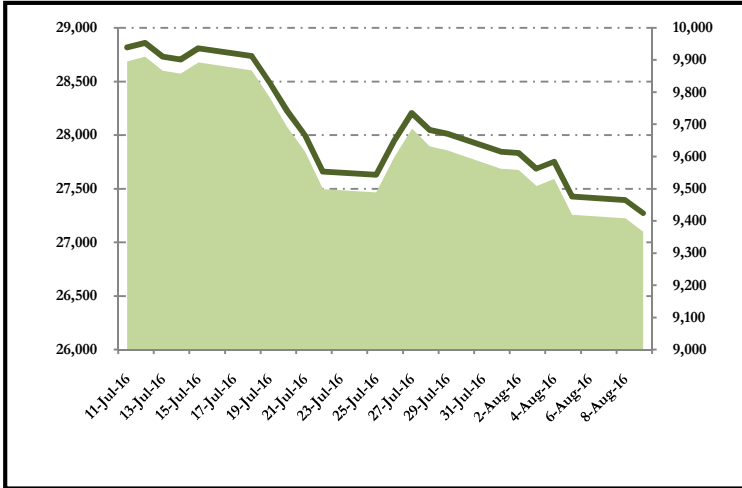
**Aviation agencies under pressure over N40bn airline debts** - The federal government is mounting pressure on aviation agencies to recover over N40 billion debts from some debtor airlines, Daily Trust can report. Source Daily Trust

**N8.1bn Debt: NAMA To Withdraw Services To Airlines** - Debtor airlines to the Nigerian Airspace Management Agency, (NAMA) may cease to enjoy the services of the aviation agency starting from today, 8th August, 2016. Source Leadership

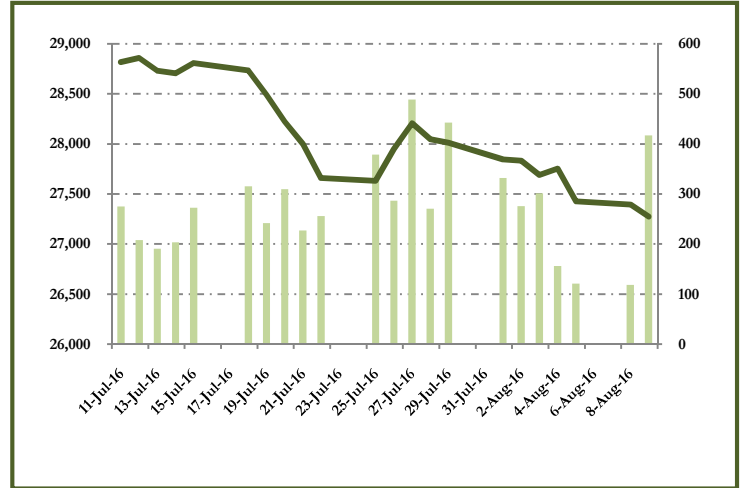
**Customs generates N130b in Tin Can** - The Nigeria Customs Service (NCS) Tincan Island Command generated N130,763,183, 793.00 between January and last month. Source THE NATION

**Over N3tr pension fund untapped, says PenCom** - Over N3 trillion investible pension fund with the potential to unlock the nation's economy has remained untapped, the Director-General, National Pension Commission (PenCom), Mrs Chinelo Anohu-Amazu, has said. Source THE NATION

INDEX VS MARKET CAP – ONE MONTH



INDEX VS VOLUME – ONE MONTH



## KEY ECONOMIC INDICATORS

- MPR increased by 200bps to 14%.
- CRR on Public Sector deposits increased to 22.50%.
- CRR on Private Sector deposits increased to 22.50%.
- Liquidity ratio held constant at 30%.
- June inflation rate came in higher at 16.50%.

## MONEY MARKET

Interbank lending rates firmed up to an average of 19.83 percent on liquidity shortage in the system, with an increase of 0.27 percent when compared to 19.55 percent previously.

The overnight and 30-day lending rate rose 0.47percent and 0.26percent to 20.51 percent and 17.50 percent respectively.

Likewise, the 90-day and 180-day rates settled at 19.43percent and 21.86percent from 19.27 percent and 21.66 percent, representing an increase of 0.16 percent and 0.20 percent respectively.

At the interbank market, the local currency depreciated against the US. Dollar by 1.02percent to settle at N315.66/\$ compared to its previous close of N3115.06/\$.

## EARNINGS UPDATE

SYMBOL	PERIOD	TURNOVER(N'mn)			PAT(N'mn)			CORP. ACTION
		PRESENT	PREVIOUS	%CHANGE	PRESENT	PREVIOUS	%CHANGE	
FO	H1'16	84,422	61,166	38.02%	2,234	2,530	-11.70%	
SKYE	FY'15	163,878	145,718	12.46%	(40,726)	18,717	-317.59%	
MANSARD	H1'16	13,218	10,569	25.06%	2,264	1,075	110.60%	
NEM	H1'16	5,894	6,428	-8.31%	1,123	1,584	-29.10%	
FBNH	H1'16	271,960	274,506	-0.93%	35,852	40,061	-10.51%	
FIDSON	H1'16	2,610	4,034	-35.30%	40	325	-87.69%	
FLOURMILLS	FY'15/16	342,586	308,756	10.96%	14,422	8,463	70.41%	
CAP	H1'16	3,447	3,558	-3.12%	782	869	-10.01%	
REDSTAREX	FY'15/16	6,632	6,658	-0.39%	335	384	-12.76%	
OANDO	Q1'16	27,725	30,649	-9.54%	4,101	(20,911)	-119.61%	
OANDO	FY'15	161,489	92,912	73.81%	(31,198)	(93,633)	-66.68%	
CHELLARAMS	FY'15/16	20,086	25,063	-19.86%	157	(3,161)	-104.97%	
RAK	FY'15/16	6,682	7,246	-7.78%	53	89	-40.45%	
ROYALEX	Q1'16	5,781	3,622	59.61%	154	36	327.78%	
7UP	FY'15/16	85,634	82,450	3.86%	3,347	7,154	-53.21%	
ROYALEX	FY'15	10,790	9,425	14.48%	2,377	3,391	-29.90%	
CADBURY	Q1'16	7,121	6,731	5.79%	674	(304)	321.71%	
CADBURY	FY'15	27,825	30,518	-8.82%	1,154	2,139	-46.05%	
UACN	Q1'16	17,517	17,729	-1.20%	1,320	1,677	-21.29%	
TOTAL	Q1'16	59,704	60,042	-0.56%	2,826	449	529.40%	
DANGCEM	Q1'16	140,521	114,738	22.47%	52,779	68,620	-23.09%	
ACCESS	Q1'16	83,546	63,661	31.24%	19,418	13,668	42.07%	
MOBIL	Q1'16	22,680	16,499	37.46%	1,817	1,490	21.96%	
UBN	Q1'16	27,275	27,283	-0.03%	4,719	2,307	104.55	
UBA	Q1'16	74,134	83,098	-10.79%	16,986	16,956	0.18%	
ZENITH	Q1'16	99,435	113,322	-12.25%	26,573	27,680	-1.49%	
ETI	Q1'16	131,374	136,222	-3.56%	18,552	24,749	-25.04%	
NEM	FY'15	10,895	9,836	10.77%	712	1,525	-53.31%	
UCAP	Q1'16	1,856	1,306	42.00%	1,139	708	61.00%	
FIDSON	FY'15	8,210	9,719	-15.53%	745	632	17.88%	



August 9, 2016

Market extends losing streak to third session.....index down 0.45%

Analysts:

Ibinabo Princewill  
[iprincewill@planetcapitaltd.com](mailto:iprincewill@planetcapitaltd.com)

Wale Ojo  
[oojo@planetcapitaltd.com](mailto:oojo@planetcapitaltd.com)

Office:  
Planet Capital Limited  
3rd floor, St. Peter's house  
3, Ajele street, P.O. Box 360, Marina, Lagos-Nigeria.  
Tel: 01 2702296  
Email: [info@planetcapitaltd.com](mailto:info@planetcapitaltd.com)  
Research: [informationalservices@planetcapitaltd.com](mailto:informationalservices@planetcapitaltd.com)  
Website: [www.planetcapitaltd.com](http://www.planetcapitaltd.com)

## Analyst Disclosure

Investments discussed in this report may not be suitable for all investors and the reader(s) should independently determine their suitability and evaluate the investment risks associated with such investments. All investors are solely responsible for their investment decisions. Any decision to purchase or subscribe for securities in any offering must be based solely on existing public information on such security or the information in the prospectus or other offering document issued in connection with such offering, and not on this report. Planet Capital, through business units other than Planet Capital Research, may have issued and may in the future issue trading ideas or recommendations that are inconsistent with, and reach different conclusions from, the information presented in this report. Such ideas or recommendations reflect the different time frames, assumptions, views and analytical methods of the persons who prepared them, and Planet Capital is under no obligation to ensure that such other trading ideas or recommendations are brought to the attention of any recipient of this report. To the extent that this report discusses any legal proceeding or issue, it has not been prepared as nor is it intended to express any legal conclusion, opinion or advice. Information relating to the tax status of companies whose securities are discussed in this report is not intended to provide tax advice or to be used by anyone to provide tax advice. By accepting this research report, you agree to be bound by the foregoing limitations. Planet Capital Limited is registered with the Securities & Exchange Commission as an issuing house, underwriter and financial adviser. This document is for information purposes only and for private circulation. No portion of this document may be reprinted, sold or redistributed without the written consent of Planet Capital Limited. Planet Capital research report is disseminated and available primarily electronically, and, in some cases, in printed form.