

Market Overview

Riding on gains recorded last Friday, renewed appetite for stocks in the BANKING (United Bank for Africa and Access Bank Plc) and OIL&GAS (Eterna and Seplat Plc) sectors lifted the ASI higher. All sector indices posted positive returns.

Daily Statistics

Equities:	
All Share Index	27,812.00
Daily Return	0.58%
Market Cap.	N9.55trn
Week-to-date	0.55%
Year-to-date return	(2.90%)
Volume	216.17mn
Value	N2.83bn
Deals:	3,316
Money Market:	
Overnight	25.54%
1 month	17.28%
3 months	18.19%
6 months	20.23%
Exchange Rate:	
₦/\$	316.55
Change	(1.54%)

Consolidating on previous gains, market resumes week on a positive note -

The benchmark index edged higher by 0.58 percent to 27,812.00 compared to 0.84 percent return previously. Investors gained N55.55billion as market capitalization improves to N9.55trillion. YTD return now stands at -2.90 percent.

Significant decline in activity level – Turnover declined by 31.29 percent as investors exchanged 216.17million shares worth N2.83billion traded in 3,316 deals compared to 314.60.60million shares valued at N2.83billion traded last Friday. The financial services sector remain the most traded, accounting for over 75 percent of total volume traded. Shares of FBN Holding and Access Bank Plc boosted activity in the financial services sector.

All sector indices closed positive – The NSE-BANKING index posted the highest return by 1.28 percent on gains in United Bank for Africa and Access Bank Plc; the NSE-OIL&GAS index rose 1.00 percent on positive posture in Eterna and Seplat Plc while the NSE-CON.GOODS index and the NSE-INSURANCE index firmed up by 0.93 percent and 0.11 percent respectively. The NSE-IND.GOODS index closed flat.

Market breadth closed positive – Market breadth closed positive with 11 advancers and 20 losers. TRANSCORP led stock performance by 7.62 percent, UBA 5.50 percent, ETERNA 4.81 percent, AIICO 4.76 percent and ACCESS 4.64 percent. On the contrary, 7UP led the losers table by 4.61 percent, LIVESTOCK 4.20 percent, DANGFLOUR 3.61 percent, FCMB 3.15 percent and ETI 2.70 percent.

Contact:
Planet Capital Research
Email:
informationalservices@planetcapitaltd.com

Phone:
01 2702206, 07000006035

SECTOR ANALYSIS	22/08/2016	19/08/2016	CHANGE (%)	YTD RETURN (%)
NSE-30	1,236.14	1,225.72	0.85 %	(4.00%)
NSE-BANKING	285.75	282.13	1.28%	6.43%
NSE-INSURANCE	128.53	128.39	0.11%	(10.14%)
NSE-CON.GOODS	714.33	707.78	0.93%	(4.27%)
NSE-OIL&GAS	282.55	279.75	1.00 %	(20.76%)
NSE-IND.GOODS	1,848.82	1,848.82	0.00 %	(14.67%)

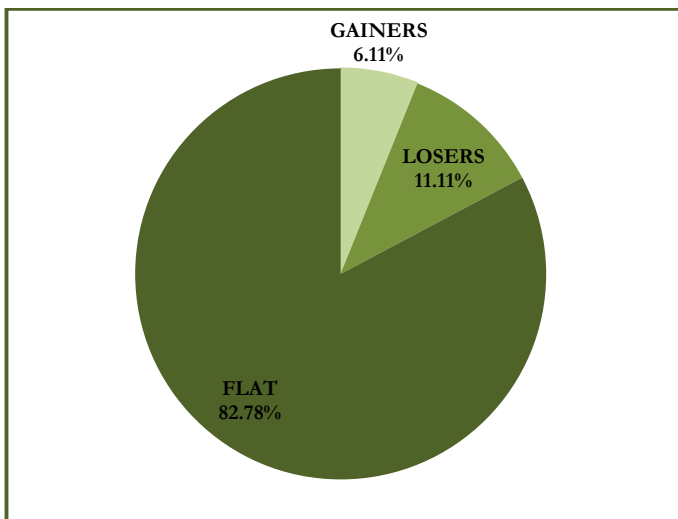
GAINERS TABLE

SYMBOL	CLOSE	PREVIOUS	CHANGE	YTD RTN
TRANSCORP	₦1.13	₦1.05	7.62%	(25.66%)
UBA	₦4.60	₦4.36	5.50%	36.09%
ETERNA	₦2.83	₦2.70	4.81%	38.05%
AIICO	₦0.66	₦0.63	4.76%	(27.47%)
ACCESS	₦5.86	₦5.60	4.64%	20.82%
UBN	₦4.08	₦3.90	4.62%	(40.87%)
DIAMONDBNK	₦1.19	₦1.15	3.48%	(48.26%)
INTBREW	₦19.00	₦18.39	3.32%	18.82%
SEPLAT	₦245	₦240	2.08%	20.69%
GUARANTY	₦25.65	₦25.25	1.58%	41.09%

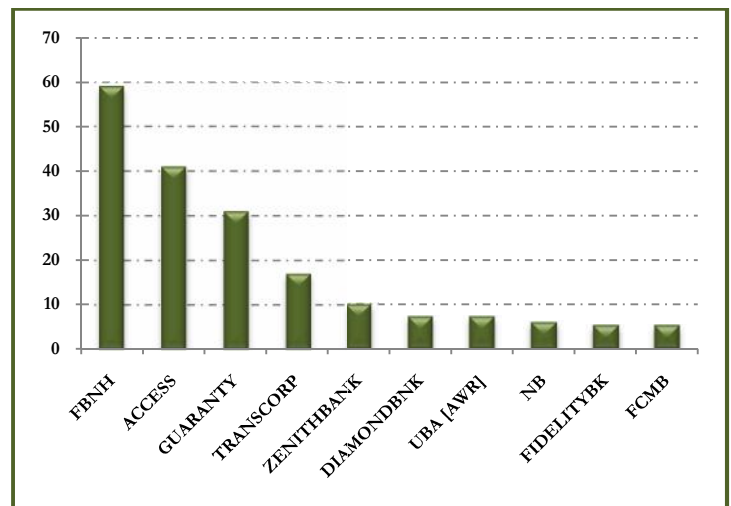
LOSERS TABLE

SYMBOL	CLOSE	PREVIOUS	CHANGE	YTD RTN
7UP	₦109.17	₦114.45	(4.61%)	(40.02%)
LIVESTOCK	₦0.89	₦0.93	(4.30%)	(33.08%)
DANGFLOUR	₦4.00	₦4.15	(3.61%)	253.98%
FCMB	₦1.23	₦1.27	(3.15%)	(27.22%)
ETI	₦11.19	₦11.50	(2.70%)	(33.39%)
NEM	₦0.86	₦0.88	(2.27%)	24.67%
AFRIPRUD	₦2.64	₦2.69	(1.86%)	6.05%
WEMABANK	₦0.61	₦0.62	(1.61%)	(39.00%)
HONYFLOUR	₦1.35	₦1.37	(1.46%)	(34.15%)
NAHCO	₦3.40	₦3.44	(1.16%)	(10.05%)

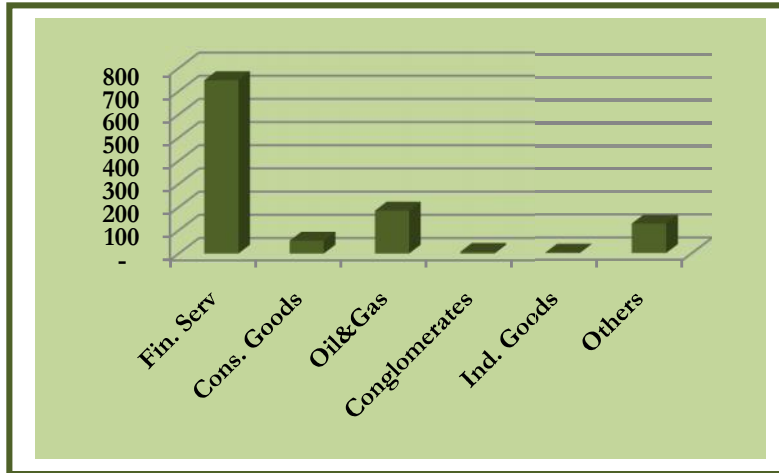
GAINERS VS LOSERS – PERCENTAGE DISTRIBUTION



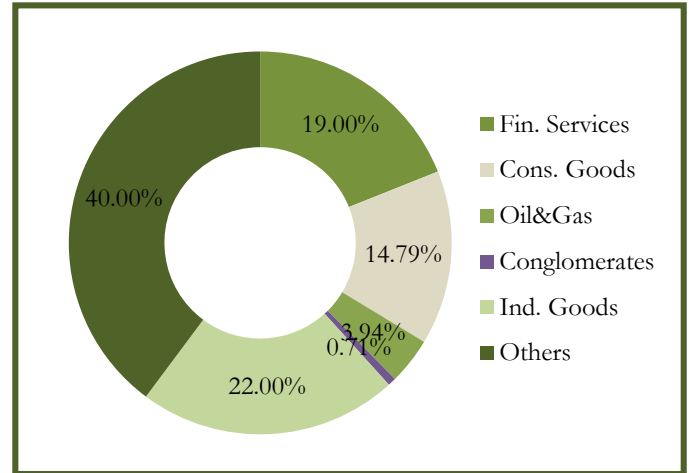
TOP TEN BY VOLUME (MILLION)



SECTOR CONTRIBUTION BY VOLUME (MILLION)



MKT CAP BY SECTORS



GLOBAL MARKETS	22/08/2016	19/08/2016	CHANGE (%)	YTD RTN (%)
S&P 500	2,183.87	2,187.02	(0.14%)	5.84%
FTSE 100	6,822.78	6,858.95	(0.53%)	9.30%
NIKKEI	1,964.54	1,959.72	0.25%	1.59%
JALSH	52,812.15	52,771.95	0.08%	4.18%
IBOV INDEX	58,677.76	59,098.92	(0.71%)	35.36%
NIFTY	8,629.15	8,666.90	(0.44%)	8.36%
MICEX	1,964.54	1,959.72	0.25%	11.54%

Source: Bloomberg

ECONOMIC UPDATE/FINANCIAL HIGHLIGHTS

FG okays four oil wells for Lagos, rejects one - The Federal Government says four of the five oil wells discovered in Lagos belong to the state. It added that the fifth oil well could not have belonged to the state since its location fell outside the approved distance. Source Punch

FG borrows N110bn via bonds - The Federal Government on Wednesday at an auction raised N110bn worth of bonds maturing in 2021, 2026 and 2036, the Debt Management Office said Source Punch

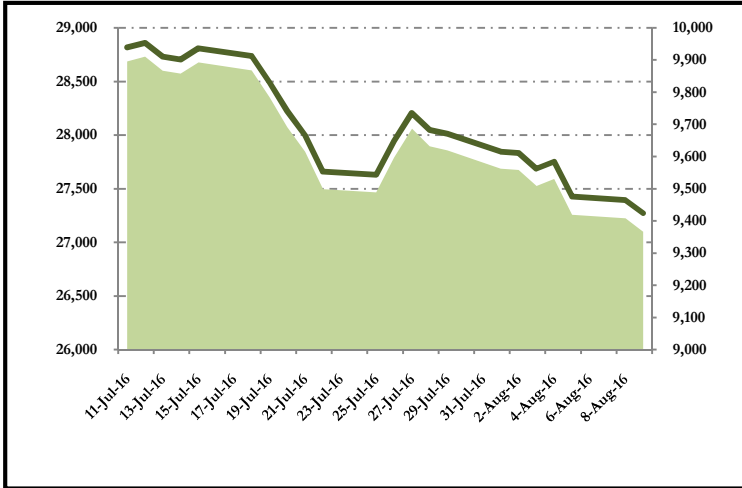
High lending rate rattles manufacturers, cripples biz growth - Manufacturers are rattled that banks lend finance at over 20 per cent interest, a development that has crippled business growth in the sector. Source Daily Trust

Brexit decision hits diaspora remittances to Nigeria, others - Britain's decision to leave the EU is rippling through the global economy via an important but hidden channel: the money that migrant workers in the UK send home to Nigeria and other home countries. Source BUSINESSDAY

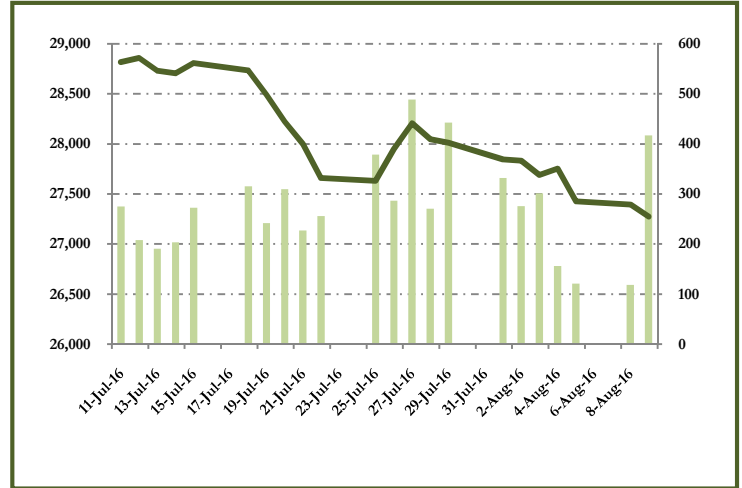
Nigeria Imports \$227m Sugar in Seven Months - Nigeria imported \$227million worth of sugar in the first seven months of this year, according to the central bank. Source Thisday

Our Activities Not Influenced by Presidency, Says AMCON - The Asset Management Corporation of Nigeria (AMCON) wednesday described the news making the rounds that its activities are being influenced by the presidency as false. Source Thisday

INDEX VS MARKET CAP – ONE MONTH



INDEX VS VOLUME – ONE MONTH



KEY ECONOMIC INDICATORS

- MPR increased by 200bps to 14%.
- CRR on Public Sector deposits increased to 22.50%.
- CRR on Private Sector deposits increased to 22.50%.
- Liquidity ratio held constant at 30%.
- June inflation rate came in higher at 16.50%.

MONEY MARKET

Interbank lending rates firmed up to an average of 20.33 percent on liquidity squeeze in the system, with an increase of 0.23 percent when compared to 20.10 percent previously.

The overnight and 30-day lending rate rose 9.41 percent and 0.23 percent to 19.33 percent and 17.08 percent respectively.

Likewise, the 90-day and 180-day rates settled at 18.82 percent and 18.13 percent from 18.13 percent and 20.10 percent, representing an increase of 0.69 percent and 0.23 percent respectively.

At the interbank market, the local currency depreciated against the US. Dollar by 7.29percent to settle at N332.07/\$ compared to its previous close of N309.50/\$.

EARNINGS UPDATE								
SYMBOL	PERIOD	TURNOVER(N'mn)			PAT(N'mn)			CORP. ACTION
		PRESENT	PREVIOUS	%CHANGE	PRESENT	PREVIOUS	%CHANGE	
PZ	FY'15/16	69,527	73,126	-4.92%	2,130	4,570	-53.39%	50Kobo
GUARANTY	H1'16	209,871	152,994	37.18%	77,464	53,377	45.13%	25Kobo
ZENITHBANK	H1'16	214,812	229,082	-6.23%	82,914	86,301	-3.92%	25Kobo
FO	H1'16	84,422	61,166	38.02%	2,234	2,530	-11.70%	
SKYE	FY'15	163,878	145,718	12.46%	(40,726)	18,717	-317.59%	
MANSARD	H1'16	13,218	10,569	25.06%	2,264	1,075	110.60%	
NEM	H1'16	5,894	6,428	-8.31%	1,123	1,584	-29.10%	
FBNH	H1'16	271,960	274,506	-0.93%	35,852	40,061	-10.51%	
FIDSON	H1'16	2,610	4,034	-35.30%	40	325	-87.69%	
FLOURMILLS	FY'15/16	342,586	308,756	10.96%	14,422	8,463	70.41%	
CAP	H1'16	3,447	3,558	-3.12%	782	869	-10.01%	
REDSTAREX	FY'15/16	6,632	6,658	-0.39%	335	384	-12.76%	
OANDO	Q1'16	27,725	30,649	-9.54%	4,101	(20,911)	-119.61%	
OANDO	FY'15	161,489	92,912	73.81%	(31,198)	(93,633)	-66.68%	
CHELLARAMS	FY'15/16	20,086	25,063	-19.86%	157	(3,161)	-104.97%	
RAK	FY'15/16	6,682	7,246	-7.78%	53	89	-40.45%	
ROYALEX	Q1'16	5,781	3,622	59.61%	154	36	327.78%	
7UP	FY'15/16	85,634	82,450	3.86%	3,347	7,154	-53.21%	
ROYALEX	FY'15	10,790	9,425	14.48%	2,377	3,391	-29.90%	
CADBURY	Q1'16	7,121	6,731	5.79%	674	(304)	321.71%	
CADBURY	FY'15	27,825	30,518	-8.82%	1,154	2,139	-46.05%	
UACN	Q1'16	17,517	17,729	-1.20%	1,320	1,677	-21.29%	
TOTAL	Q1'16	59,704	60,042	-0.56%	2,826	449	529.40%	
DANGCEM	Q1'16	140,521	114,738	22.47%	52,779	68,620	-23.09%	
ACCESS	Q1'16	83,546	63,661	31.24%	19,418	13,668	42.07%	
MOBIL	Q1'16	22,680	16,499	37.46%	1,817	1,490	21.96%	
UBN	Q1'16	27,275	27,283	-0.03%	4,719	2,307	104.55	
UBA	Q1'16	74,134	83,098	-10.79%	16,986	16,956	0.18%	
ZENITH	Q1'16	99,435	113,322	-12.25%	26,573	27,680	-1.49%	
ETI	Q1'16	131,374	136,222	-3.56%	18,552	24,749	-25.04%	



August 22, 2016

Consolidating on previous gains, market resumes week on a positive note..... up 0.58%

Analysts:

Ibinabo Princewill
iprincewill@planetcapitaltd.com

Wale Ojo
oojo@planetcapitaltd.com

Office:
Planet Capital Limited
3rd floor, St. Peter's house
3, Ajele street, P.O. Box 360, Marina, Lagos-Nigeria.
Tel: 01 2702296
Email: info@planetcapitaltd.com
Research: informationalservices@planetcapitaltd.com
Website: www.planetcapitaltd.com

Analyst Disclosure

Investments discussed in this report may not be suitable for all investors and the reader(s) should independently determine their suitability and evaluate the investment risks associated with such investments. All investors are solely responsible for their investment decisions. Any decision to purchase or subscribe for securities in any offering must be based solely on existing public information on such security or the information in the prospectus or other offering document issued in connection with such offering, and not on this report. Planet Capital, through business units other than Planet Capital Research, may have issued and may in the future issue trading ideas or recommendations that are inconsistent with, and reach different conclusions from, the information presented in this report. Such ideas or recommendations reflect the different time frames, assumptions, views and analytical methods of the persons who prepared them, and Planet Capital is under no obligation to ensure that such other trading ideas or recommendations are brought to the attention of any recipient of this report. To the extent that this report discusses any legal proceeding or issue, it has not been prepared as nor is it intended to express any legal conclusion, opinion or advice. Information relating to the tax status of companies whose securities are discussed in this report is not intended to provide tax advice or to be used by anyone to provide tax advice. By accepting this research report, you agree to be bound by the foregoing limitations. Planet Capital Limited is registered with the Securities & Exchange Commission as an issuing house, underwriter and financial adviser. This document is for information purposes only and for private circulation. No portion of this document may be reprinted, sold or redistributed without the written consent of Planet Capital Limited. Planet Capital research report is disseminated and available primarily electronically, and, in some cases, in printed form.