

## Market Overview

Resuming the week on a negative note, sell pressure in CON.GOODS (Dangote Sugar and Champion Breweries Plc) and BANKING (United Bank for Africa and FBN Holding Plc) stocks pulled the benchmark index lower.

### Daily Statistics

Equities:	
All Share Index	25,349.07
Daily Return	(0.62%)
Market Cap.	N8.72trn
Week-to-date	(0.62%)
Year-to-date return	(11.50%)
Volume	242.68mn
Value	N1.65bn
Deals:	3,213
Money Market:	
Overnight	4.25%
1 month	8.24%
3 months	10.11%
6 months	11.72%
Exchange Rate:	
₦/\$	197.00
Change	(0.00%)

**A sour beginning as CON. GOODS stocks depress market indicators** - The ASI lost 0.62 percent to close at 25,349.07 compared to a 0.79 percent return previously. Market capitalization dipped N54.35billion to settle at N8.72trillion. YTD return currently stands at -11.50percent.

**Improvement in activity level** – Investors staked N1.65billion on 242.68million shares exchanged in 3,213 deals, representing an increase of 14.85 percent when compared to 211.31million shares worth N1.01billion traded yesterday. The financial services sector remained the most active, accounting for over 75 percent of total market volume. Shares FCMB Group Plc boosted activity in the financial services sector.

**Consumer Goods index leads sector losses** – The NSE-CON.GOODS index posted the highest loss by 2.33 percent following sell-offs from Dangote Sugar and Champion Breweries Plc; the NSE-BANKING index declined 0.86 percent on losses in United Bank for Africa and FBN Holding Plc while the NSE-INDUSTRIAL GOODS index and the NSE-INSURANCE index lost 0.46 percent and 0.11 percent respectively. On the flip side, the NSE-OIL&GAS index rose 0.54 percent on gains in Total and Seplat Plc.

**Market breadth turns negative** – Market breadth turns negative with 15 advancers and 25 decliners. UCAP led the gainers chart by 7.69 percent, FCMB 5.62percent, ETRANZACT 4.87 percent, CUSTODYINS 4.84 percent and MAYBAKER 4.21 percent. On the other hand, DANGSUGAR led decliners by 12.50percent, ASHAKACEM 9.74percent, CCNN 9.55 percent, LEARNAFRCA 5.00 percent and NPFMCRFBK 5.00 percent.

Contact:  
Planet Capital Research  
Email:  
informationalservices@planetcapitaltd.com

Phone:  
01 2700000 0700000000

April 4, 2016

A sour beginning as CON. GOODS stocks depress market indicators.....down 62bps

SECTOR ANALYSIS	04/04/2016	31/03/2016	CHANGE (%)	YTD RETURN (%)
NSE-30	1,107.15	1,115.92	(0.79%)	(14.02%)
NSE-BANKING	217.54	219.43	(0.86%)	(18.98%)
NSE-INSURANCE	127.38	127.52	(0.11%)	(10.68%)
NSE-CON.GOODS	598.38	612.68	(2.33%)	(19.81%)
NSE-OIL&GAS	357.08	355.15	0.54%	0.15%
NSE-IND.GOODS	1,968.37	1,977.47	(0.46%)	(9.15%)

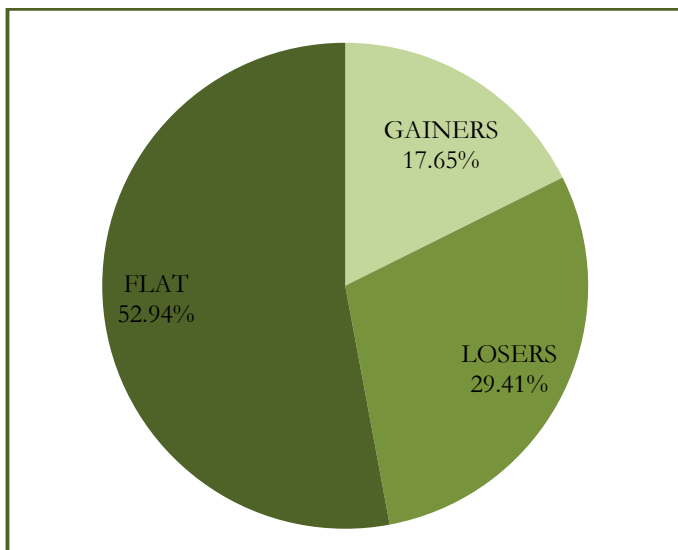
## GAINERS TABLE

SYMBOL	CLOSE	PREVIOUS	CHANG E	YTD RTN
UCAP	₦1.40	₦1.30	7.69%	6.87%
FCMB	₦0.94	₦0.89	5.62%	(44.38%)
ETRANZACT	₦2.80	₦2.67	4.87%	(7.89%)
CUSTODYINS	₦3.90	₦3.72	4.84%	(4.88%)
MAYBAKER	₦0.99	₦0.95	4.21%	(10.00%)
AGLEVENT	₦0.77	₦0.74	4.05%	24.19%
FBNH	₦3.41	₦3.30	3.33%	(33.53%)
TOTAL	₦157.60	₦153.82	2.46%	7.20%
UBA	₦3.25	₦3.18	2.20%	(3.85%)
SEPLAT	₦306.	₦300	2.02%	50.74%

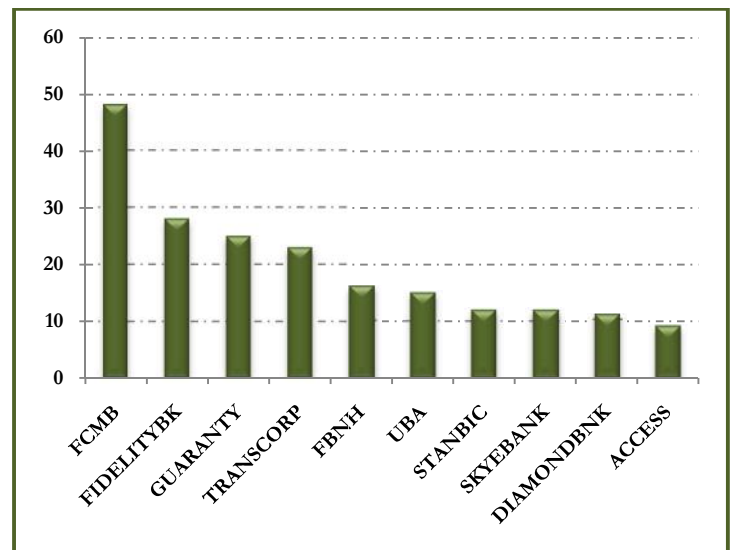
## LOSERS TABLE

SYMBOL	CLOSE	PREVIOUS	CHANGE	YTD RTN
DANGSUGAR	₦5.25	₦6.00	(12.50%)	(12.94%)
ASHAKACEM	₦20.58	₦22.80	(9.74%)	(17.68%)
CCNN	₦7.39	₦8.17	(9.55%)	(20.96%)
LEARNAFRCA	₦0.76	₦0.80	(5.00%)	7.04%
NPFMCRFBK	₦1.14	₦1.20	(5.00%)	3.64%
OKOMUOIL	₦28.36	₦29.85	(4.99%)	(6.40%)
CHAMPION	₦2.93	₦3.08	(4.87%)	(13.06%)
CUTIX	₦1.38	₦1.45	(4.83%)	(16.87%)
TRANSEXPR	₦0.99	₦1.04	(4.81%)	(12.39%)
UAC-PROP	₦4.17	₦4.38	(4.79%)	(31.53%)

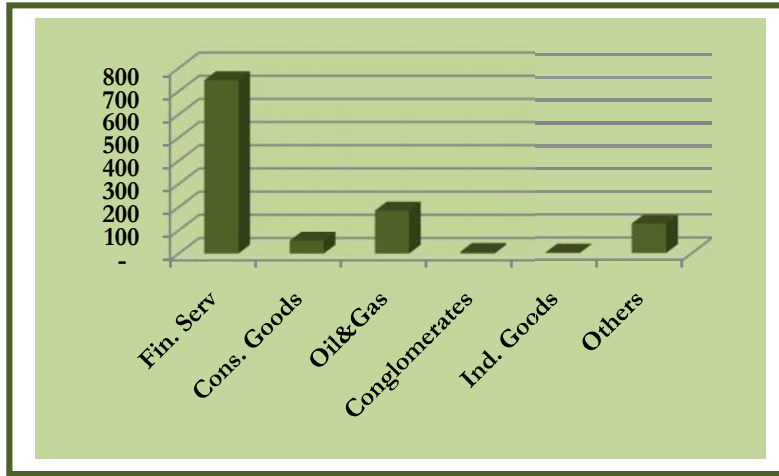
## GAINERS VS LOSERS – PERCENTAGE DISTRIBUTION



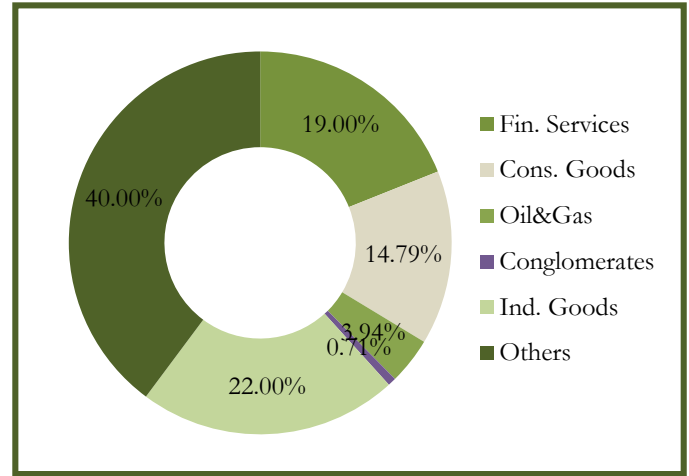
## TOP TEN BY VOLUME (MILLION)



SECTOR CONTRIBUTION BY VOLUME (MILLION)



MKT CAP BY SECTORS



GLOBAL MARKETS	04/04/2016	01/04/2016	CHANGE (%)	YTD RTN (%)
S&P 500	2,072.78	2,059.74	0.63%	0.46%
FTSE 100	6,191.23	6,146.05	0.74%	(0.82%)
NIKKEI	16,123.27	16,164.16	(0.25%)	(15.29%)
JALSH	51,841.11	51,584.13	0.50%	2.26%
IBOV INDEX	50,561.53	50,055.27	1.01%	16.64%
NIFTY	7,758.80	7,713.05	0.59%	(2.57%)
MICEX	1,865.38	1,856.77	0.46%	5.91%

**ECONOMIC UPDATE/FINANCIAL HIGHLIGHTS**

**Sovereign wealth fund rises to N213.674b** - Despite the slow economic growth in the country as a result of the failing crude oil receipts, the country's Sovereign Wealth Fund (SWF) has recorded an increase in assets from N177.838 billion the previous year to N213.674 billion as at the end of December last year. Source Guardian

**FG loses 100kg of gold daily** – Fayemi - About 100 kilogrammes of gold leaves the country every day without any record, Minister of Solid Minerals Development, Dr. Kayode Fayemi, has said. Source Punch

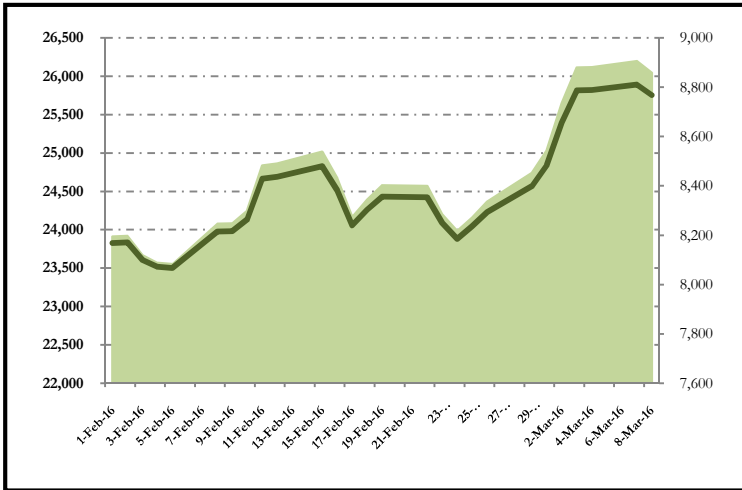
**NCC boosts Federation Account by N70bn** - The Nigerian Communications Commission has boosted the Federation Account by N70bn in the last six months, its executive vice chairman, Prof. Umar Danbatta, has said. Source Punch

**Housing finance: AfDB injects \$8.2m into Shelter Afrique** - Shelter Afrique has received \$8.2 million injection of equity from the African Development Bank (AfDB). Shelter Afrique is a pan-African finance institution which exclusively supports the development of housing and real estate sector in the continent. Source Vanguard

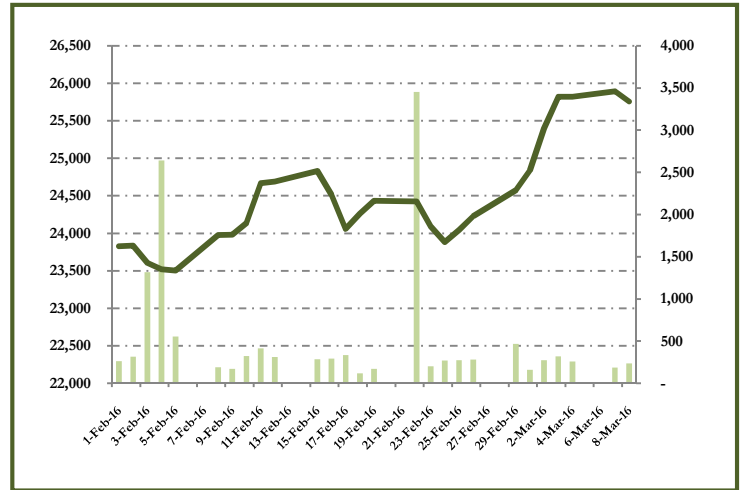
**Nigeria's oil company offers to discuss revenue retention claims** - NRGI - Nigeria's state oil company has offered to talk to an international watchdog that says it failed to hand over billions of dollars in oil revenues despite government promises to tackle mismanagement and corruption. Source Reuters

**Nigeria's Kaduna refinery expected to resume by mid-April** - NNPC - Nigeria's 110,000 barrel per day refinery in the northern city of Kaduna is expected to restart by mid-April, the head of the upstream division at the state oil company said on Saturday. Source Reuters

INDEX VS MARKET CAP – ONE MONTH



INDEX VS VOLUME – ONE MONTH



## KEY ECONOMIC INDICATORS

- MPR increased to 12%.
- CRR on Public Sector deposits increased to 22.50%.
- CRR on Private Sector deposits increased to 22.50%.
- Liquidity ratio held constant at 30%.
- February inflation rate came in higher at 11.40%.

## MONEY MARKET

Interbank lending rates firmed up to an average of 12.39percent, representing an increase of 0.09 percent when compared to 1230 percent previously.

The overnight and 30-day lending rates firmed up by 0.80percent and 0.21percent to 12.83 percent and 10.88 percent from 13.63 percent and 10.67 percent respectively.

Likewise, the 90-day and 180-day rates settled at 12.22 percent and 13.62 percent from 11.88 percent and 13.00 percent, representing an increase of 0.34 percent and 0.62 percent respectively.

At the parallel market, the local currency appreciated against the US. Dollar by 0.31percent to settle at N324.00/\$ compared to its previous close of N325.00/\$.

## EARNINGS UPDATE

SYMBOL	PERIOD	TURNOVER(N'mn)			PAT(N'mn)			CORP. ACTION
		PRESENT	PREVIOUS	%CHANGE	PRESENT	PREVIOUS	%CHANGE	
WEMABANK	FY'15	45,867	41,335	10.96%	2,327	2,374	-1.98%	
STERLINGBANK	FY'15	110,191	103,676	6.28%	10,293	9,004	14.32%	
ACCESS	FY'15	337,401	244,631	17.46%	65,869	43,064	52.96%	30Kobo
ZENITH	FY'15	432,535	403,343	7.24%	167,877	163,702	2.55%	N1.55
WAPCO	FY'15	267,234	260,810	2.46%	27,001	33,824	-20.17	
GTBANK	FY'15	301,848	278,519	8.38%	99,439	94,437	5.30%	N1.52
UBA	FY'15	314,830	286,624	9.84%	59,654	47,907	24.52%	40Kobo
AFRIPRUD	FY'15	2,543	2,205	15.33%	1,447	1,218	18.84%	
DANGCEM	FY'15	491.70	391.60	25.60%	181.10	159.50	13.70%	N8.00
NB	FY'15	293,905	266,372	10.34%	38,057	42,521	-10.50%	
FCMB	9M'15	109,294	106,703	2.43%	1,866	14,224	-86.88%	
GUINNESS	H1'15	49,836	55,267	-9.83%	1,173	3,400	-65.50%	
FO	FY'15	124,617	170,127	-26.75%	5,796	4,457	30.04%	
7UP	9M'16	60,226	59,829	0.66%	2,230	4,541	(50.89%)	
UPL	9M'16	1,379	1,672	-17.52%	132	178	-25.84%	
HONYFLOUR	9M'16	39,775	37,636	5.68%	1,485	969	53.25%	
REDSTAREX	9M'16	4,999	5,000	-0.02%	251	309	-18.77%	
AVON	3,832	3,194	19.97%	(22)	10	-320.00		
JOHNHOLT	Q1'16	418	536	-22.01%	(127)	(246)	-48.37%	
PZ	Q1'16	30,619	31,659	-3.29%	779	1,441	-45.94%	
DAAR	Q1'15	2,073	1,374	50.87	298	(133)	-324.06%	
DAAR	9M'14	3,639	3,465	5.02%	(1,239)	(2,117)	-41.47%	
DAAR	FY'14	6,973	5,607	24.36%	(107)	(3,419)	-96.87%	
DAAR	Q1'14	1,374	1,182	16.24%	(133)	(782)	-82.99%	
DAAR	9M'13	3,465	2,950	17.46%	(2,117)	7,068	-129.95%	
GNI	FY'14	2,812	3,051	-7.81%	(95)	(12)	691.67%	
GOLDL:INK	H1'15	1,394	1,723	-19.09%	(731)	(114)	541.23%	
NEIMETH	FY'15	1,460	1,628	-10.32%	(335)	(228)	-46.93%	
TIGERBRAND	FY'15	48,026	41,268	16.38	(12,679)	(6,109)	-107.77	
MAYBAKER	9M'15	5,283	7,018	(24.72%)	41	63	-34.92%	



April 4, 2016

A sour beginning as CON. GOODS stocks depress market indicators.....down 62bps

Analysts:

Ibinabo Princewill  
[iprincewill@planetcapitaltd.com](mailto:iprincewill@planetcapitaltd.com)

Wale Ojo  
[oojo@planetcapitaltd.com](mailto:oojo@planetcapitaltd.com)

Office:  
Planet Capital Limited  
3rd floor, St. Peter's house  
3, Ajele street, P.O. Box 360, Marina, Lagos-Nigeria.  
Tel: 01 2702296  
Email: [info@planetcapitaltd.com](mailto:info@planetcapitaltd.com)  
Research: [informationalservices@planetcapitaltd.com](mailto:informationalservices@planetcapitaltd.com)  
Website: [www.planetcapitaltd.com](http://www.planetcapitaltd.com)

## Analyst Disclosure

Investments discussed in this report may not be suitable for all investors and the reader(s) should independently determine their suitability and evaluate the investment risks associated with such investments. All investors are solely responsible for their investment decisions. Any decision to purchase or subscribe for securities in any offering must be based solely on existing public information on such security or the information in the prospectus or other offering document issued in connection with such offering, and not on this report. Planet Capital, through business units other than Planet Capital Research, may have issued and may in the future issue trading ideas or recommendations that are inconsistent with, and reach different conclusions from, the information presented in this report. Such ideas or recommendations reflect the different time frames, assumptions, views and analytical methods of the persons who prepared them, and Planet Capital is under no obligation to ensure that such other trading ideas or recommendations are brought to the attention of any recipient of this report. To the extent that this report discusses any legal proceeding or issue, it has not been prepared as nor is it intended to express any legal conclusion, opinion or advice. Information relating to the tax status of companies whose securities are discussed in this report is not intended to provide tax advice or to be used by anyone to provide tax advice. By accepting this research report, you agree to be bound by the foregoing limitations. Planet Capital Limited is registered with the Securities & Exchange Commission as an issuing house, underwriter and financial adviser. This document is for information purposes only and for private circulation. No portion of this document may be reprinted, sold or redistributed without the written consent of Planet Capital Limited. Planet Capital research report is disseminated and available primarily electronically, and, in some cases, in printed form.