

Market Overview

The ASI's five consecutive days of losses was halted by gains in BANKING (United Bank for Africa and Guaranty Trust Bank Plc) and INDUSTRIAL GOODS (Lafarge Africa Plc and Dangote Cement Plc) stocks.

Daily Statistics

Equities:	
All Share Index	24,746.16
Daily Return	0.44%
Market Cap.	N8.51trn
Week-to-date	(2.30%)
Year-to-date return	(13.60%)
Volume	271.66mn
Value	N1.61bn
Deals:	2,988
Money Market:	
Overnight	4.00%
1 month	5.17%
3 months	5.83%
6 months	7.00%
Exchange Rate:	
₦/\$	198.88
Change	(0.00%)

Bargain hunters besiege the market; driving stocks higher – The benchmark index firmed up by 0.44 percent to close at 24,746.16 compared to a decline of -0.01 percent yesterday. Market capitalization improved by N37.20billion to settle at N8.51trillion. WTD and YTD returns now stand at -2.30 percent and -13.60 percent respectively.

Improvement in activity level – Investors exchanged 271.66million shares worth N1.61billion in 2,988 deals, representing an increase of 67.20 percent when compared to 162.47million shares valued at N1.02billion traded previously. The financial services sector remained the most active, accounting for 75 percent of total market volume. Trades in Law Union & Rock Insurance and United Bank for Africa Plc boosted activity in the financial services sector.

All sector indices edged higher - The NSE-BANKING index posted the highest return by 1.36 percent on positive posture in United Bank for Africa and Guaranty Trust Bank Plc; the NSE-IND.GOODS index rose 0.57 percent on gains in Lafarge Africa Plc and Dangote Cement Plc while the NSE-INSURANCE index and the NSE-CON.GOODS index firmed up by 0.30 percent and 0.24 percent respectively.

Market breadth closed positive – Market breadth closed positive with 24 gainers and 18 losers. OKOMUOIL led advancers by 10.09 percent, ETRANZACT 10.00 percent, UAC-PROP 5.00 percent, MCNICHOLS 4.92 percent and TIGERBRAND 4.82 percent. On the flip side, LAWUNION shed 8.57 percent, AFRIPRUD 7.66 percent, NASCON 5.00 percent, UACN 5.00 percent and EKOCORP 4.84 percent.

Contact:
Planet Capital Research
Email:
informationalservices@planetcapitaltd.com
Phone:
01 2700000, 0700000000

SECTOR ANALYSIS	14/04/2016	13/04/2016	CHANGE (%)	YTD RETURN (%)
NSE-30	1,087.43	1,081.74	0.53%	(15.55%)
NSE-BANKING	216.95	214.03	1.36%	(19.20%)
NSE-INSURANCE	129.45	129.06	0.30%	(9.23%)
NSE-CON.GOODS	598.96	597.52	0.24%	(19.73%)
NSE-OIL&GAS	356.98	356.71	0.08%	0.12%
NSE-IND.GOODS	1,894.88	1,884.12	0.57%	(12.55%)

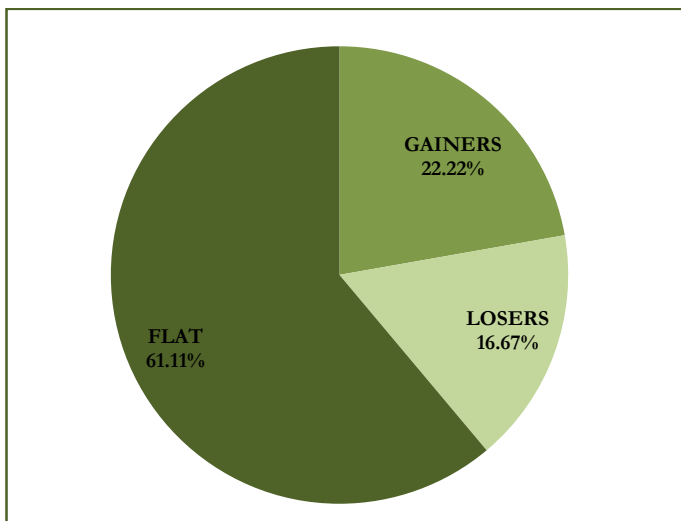
GAINERS TABLE

SYMBOL	CLOSE	PREVIOUS	CHANG E	YTD RTN
OKOMUOIL	₦33.07	₦30.04	10.09%	9.14%
ETRANZACT	₦4.29	₦3.90	10.00%	41.12%
UAC-PROP	₦3.99	₦3.80	5.00%	(34.48%)
MCNICHOLS	₦1.28	₦1.22	4.92%	1.59%
TIGERBRANDS	₦2.39	₦2.28	4.82%	111.50%
ETERNA	₦1.55	₦1.48	4.73%	(24.39%)
MANSARD	₦2.04	₦1.95	4.62%	(24.16%)
MAYBAKER	₦0.92	₦0.88	4.55%	(16.36%)
TRANSCORP	₦1.01	₦0.98	3.06%	(33.55%)
CUTIX	₦1.39	₦1.35	2.96%	(16.27%)

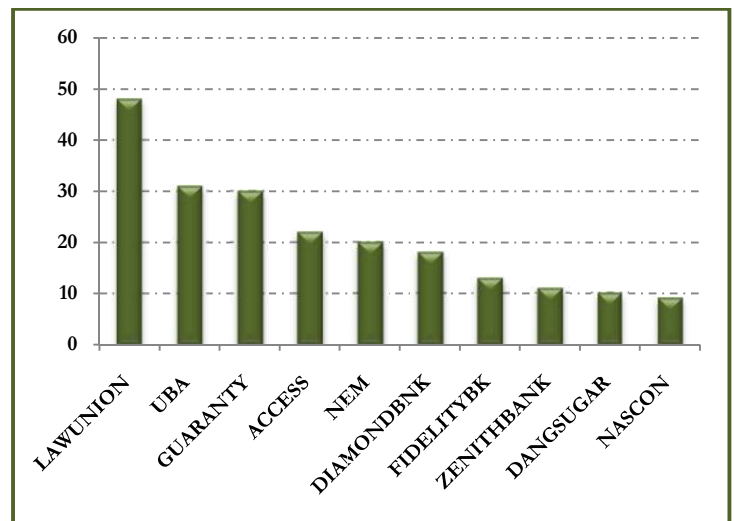
LOSERS TABLE

SYMBOL	CLOSE	PREVIOUS	CHANGE	YTD RTN
LAWUNION	₦0.64	₦0.70	(8.57%)	(12.33%)
AFRIPRUD	₦2.41	₦2.61	(7.66%)	(3.21%)
NASCON	₦7.41	₦7.80	(5.00%)	3.64%
UACN	₦18.43	₦19.40	(5.00%)	(11.18%)
EKOCORP	₦3.54	₦3.72	(4.84%)	(4.84%)
STERLNBANK	₦1.49	₦1.56	(4.49%)	(18.58%)
GOLDBREW	₦0.89	₦0.93	(4.30%)	(8.25%)
CONTINSURE	₦1.00	₦1.03	(2.91%)	(11.50%)
UNITYBNK	₦0.68	₦0.70	(2.86%)	(39.29%)
AIICO	₦0.70	₦0.72	(2.78%)	(23.08%)

GAINERS VS LOSERS – PERCENTAGE DISTRIBUTION



TOP TEN BY VOLUME (MILLION)



SECTOR CONTRIBUTION BY VOLUME (MILLION)



MKT CAP BY SECTORS



GLOBAL MARKETS	14/04/2016	13/04/2016	CHANGE (%)	YTD RTN (%)
S&P 500	2,082.42	2,061.72	1.00%	0.92%
FTSE 100	6,363.72	6,362.89	0.01%	1.94%
NIKKEI	16,911.05	16,381.22	3.23%	(11.15%)
JALSH	52,920.88	52,938.24	(0.03%)	4.39%
IBOV INDEX	53,149.84	52,001.86	2.21%	22.61%
NIFTY	7,850.45	7,708.95	1.84%	(1.42%)
MICEX	1,924.29	1,932.80	(0.44%)	9.25%

ECONOMIC UPDATE/FINANCIAL HIGHLIGHTS

FG eyes N1tn JV funds to finance budget deficit - The Federal Government may use money set aside for funding joint venture projects with foreign and local oil firms to make up any shortfall in the 2016 budget if its revenue projections are not met, the Minister of Finance, Mrs. Kemi Adeosun, has said. Source Punch

FG projects \$25bn annual revenue in mining by 2025 - The Federal Government on Sunday said that over \$25bn could be generated from the mining sub-sector of Nigeria’s economy when properly harnessed with continuous investments. Source Punch

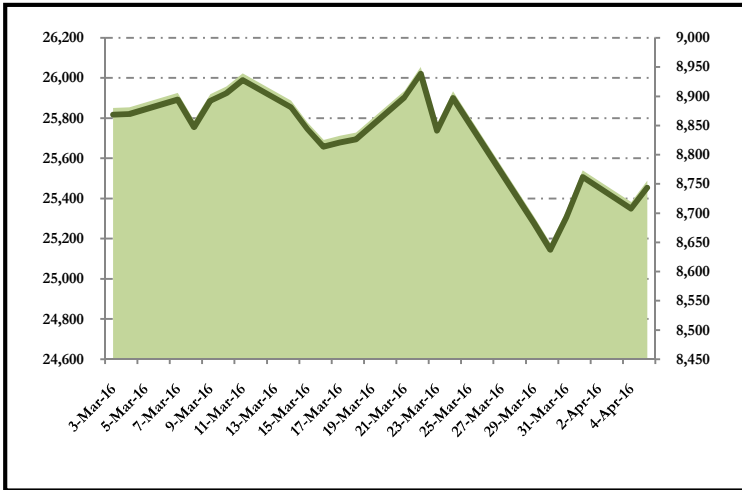
Fed Govt bans illegal mining of white sand, clay, caolin, others - The Federal Government has banned the mining of white sand used for building construction, clay, caolin, limestone and granite. Source THE NATION

DMO: Fed Govt to borrow N1.84tr to fund 2016 budget - The Federal Government is set to borrow N1.84 trillion from external and domestic markets to finance the 2016 budget, the Director-General, Debt Management Office, DMO, Dr. Abraham Nwankwo has said. Source THE NATION

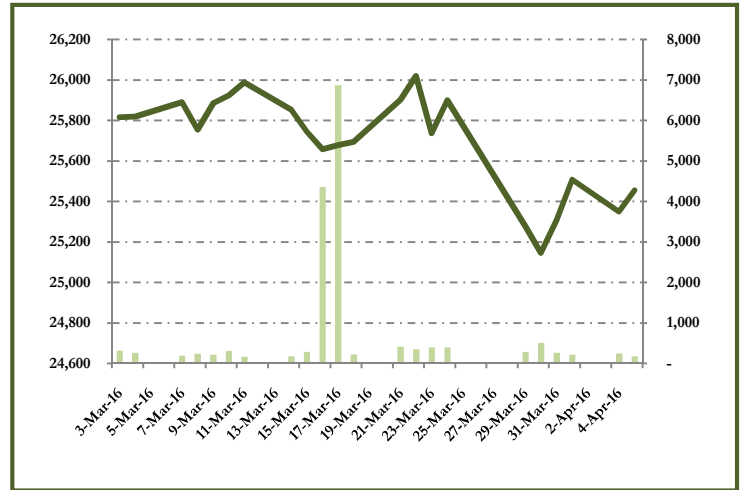
FG gets N73m revenue from South-West housing estates - The Federal Government got N73.2m as revenue in March from its estates in the South-West zone of the country, the Federal Housing Authority has said. Source Punch

FG considers selling Chinese Panda bonds - The Federal Government is considering selling Chinese Panda bonds to help finance the 2016

INDEX VS MARKET CAP – ONE MONTH



INDEX VS VOLUME – ONE MONTH



KEY ECONOMIC INDICATORS

- MPR increased to 12%.
- CRR on Public Sector deposits increased to 22.50%.
- CRR on Private Sector deposits increased to 22.50%.
- Liquidity ratio held constant at 30%.
- March inflation rate came in higher at 12.80%.

MONEY MARKET

Interbank lending rates firmed up to an average of 12.39percent, representing an increase of 0.09 percent when compared to 1230 percent previously.

The overnight and 30-day lending rates firmed up by 0.80percent and 0.21percent to 12.83 percent and 10.88 percent from 13.63 percent and 10.67 percent respectively.

Likewise, the 90-day and 180-day rates settled at 12.22 percent and 13.62 percent from 11.88 percent and 13.00 percent, representing an increase of 1.73 percent and 1.66 percent respectively.

At the parallel market, the local currency depreciated against the US. Dollar by 0.31percent to settle at N323.00/\$ compared to its previous close of N322.00/\$.

EARNINGS UPDATE

SYMBOL	PERIOD	TURNOVER(N'mn)			PAT(N'mn)			CORP. ACTION
		PRESENT	PREVIOUS	%CHANGE	PRESENT	PREVIOUS	%CHANGE	
NEM	FY'15	10,895	9,836	10.77%	712	1,525	-53.31%	
UCAP	Q1'16	1,856	1,306	42.00%	1,139	708	61.00%	
FIDSON	FY'15	8,210	9,719	-15.53%	745	632	17.88%	
UBN	FY'15	117,211	135,898	-13.75%	13,890	26,685	-47.95%	
NASCON	FY'15	16,178	11,250	43.80%	2,106	1,868	12.70%	
TOTAL	FY'15	208,027	240,618	-13.54%	4,047	5,290	-23.50%	
UAC	FY'15	73,145	85,654	-14.60%	5,149	10,732	-52.00%	
MRS	FY'15	87,099	92,325	-5.66%	935	747	25.17%	
BERGER	FY'15	3,022	3,082	-1.95%	331	149	122.15%	
NCR	FY'15	6,303	6,642	-5.10%	18	157	-88.50%	
UPDC	FY'15	5,120	11,700	-56.24%	379	3,588	-89.44%	
WEMABANK	FY'15	45,867	41,335	10.96%	2,327	2,374	-1.98%	
STERLINGBANK	FY'15	110,191	103,676	6.28%	10,293	9,004	14.32%	
ACCESS	FY'15	337,401	244,631	17.46%	65,869	43,064	52.96%	30Kobo
ZENITH	FY'15	432,535	403,343	7.24%	167,877	163,702	2.55%	N1.55
WAPCO	FY'15	267,234	260,810	2.46%	27,001	33,824	-20.17	
GTBANK	FY'15	301,848	278,519	8.38%	99,439	94,437	5.30%	N1.52
UBA	FY'15	314,830	286,624	9.84%	59,654	47,907	24.52%	40Kobo
AFRIPRUD	FY'15	2,543	2,205	15.33%	1,447	1,218	18.84%	
DANGCEM	FY'15	491.70	391.60	25.60%	181.10	159.50	13.70%	N8.00
NB	FY'15	293,905	266,372	10.34%	38,057	42,521	-10.50%	
FCMB	9M'15	109,294	106,703	2.43%	1,866	14,224	-86.88%	
GUINNESS	H1'15	49,836	55,267	-9.83%	1,173	3,400	-65.50%	
FO	FY'15	124,617	170,127	-26.75%	5,796	4,457	30.04%	
7UP	9M'16	60,226	59,829	0.66%	2,230	4,541	(50.89%)	
UPL	9M'16	1,379	1,672	-17.52%	132	178	-25.84%	
HONYFLOUR	9M'16	39,775	37,636	5.68%	1,485	969	53.25%	
REDSTAREX	9M'16	4,999	5,000	-0.02%	251	309	-18.77%	
AVON	3,832	3,194	19.97%	(22)	10	-320.00		
JOHNHOLT	Q1'16	418	536	-22.01%	(127)	(246)	-48.37%	



April 14, 2016

Bargain hunters besiege the market; driving stocks higher.....index up 0.44%

Analysts:

Ibinabo Princewill
iprincewill@planetcapitaltd.com

Wale Ojo
oojo@planetcapitaltd.com

Office:
Planet Capital Limited
3rd floor, St. Peter's house
3, Ajele street, P.O. Box 360, Marina, Lagos-Nigeria.
Tel: 01 2702296
Email: info@planetcapitaltd.com
Research: informationalservices@planetcapitaltd.com
Website: www.planetcapitaltd.com

Analyst Disclosure

Investments discussed in this report may not be suitable for all investors and the reader(s) should independently determine their suitability and evaluate the investment risks associated with such investments. All investors are solely responsible for their investment decisions. Any decision to purchase or subscribe for securities in any offering must be based solely on existing public information on such security or the information in the prospectus or other offering document issued in connection with such offering, and not on this report. Planet Capital, through business units other than Planet Capital Research, may have issued and may in the future issue trading ideas or recommendations that are inconsistent with, and reach different conclusions from, the information presented in this report. Such ideas or recommendations reflect the different time frames, assumptions, views and analytical methods of the persons who prepared them, and Planet Capital is under no obligation to ensure that such other trading ideas or recommendations are brought to the attention of any recipient of this report. To the extent that this report discusses any legal proceeding or issue, it has not been prepared as nor is it intended to express any legal conclusion, opinion or advice. Information relating to the tax status of companies whose securities are discussed in this report is not intended to provide tax advice or to be used by anyone to provide tax advice. By accepting this research report, you agree to be bound by the foregoing limitations. Planet Capital Limited is registered with the Securities & Exchange Commission as an issuing house, underwriter and financial adviser. This document is for information purposes only and for private circulation. No portion of this document may be reprinted, sold or redistributed without the written consent of Planet Capital Limited. Planet Capital research report is disseminated and available primarily electronically, and, in some cases, in printed form.