

Market Overview

Profit taking in BANKING (STANBIC IBTC and Access Bank Plc) and INDUSTRIAL GOODS (Dangote Cement and Lafarge Africa Plc) stocks pulled the ASI lower. All sector indices posted negative returns.

Profit taking in Banking and Ind. Goods Stocks dragged ASI down – The ASI lost 2.68 percent to close at 36,102.38 compared to a return of -2.25 percent yesterday. Likewise, Market capitalization declined by N342.68billion to settle at N12.44trillion. WTD and YTD returns now stand at -5.58 percent and 34.34 percent respectively.

Decline in activity level – Turnover declined by 42.60 percent as investors exchanged 224.77million shares valued at N5.09billion in 4,822 deals representing a decline of 42.60 percent when compared to 391.62million shares valued at N5.44billion traded previously. Shares of FBN Holdings and Access Bank Plc boosted activity in the financial services sector, seeing that the sector accounted for over 80 percent of total market volume.

All sector indices closed lower – The NSE-INDUSTRIAL GOODS index closed lower by 3.11 percent on losses in Dangote Cement and Lafarge Africa Plc; the NSE-BANKING index was down 2.84 percent on sell pressure in STANBIC IBTC and Access Bank Plc; the NSE-OIL&GAS index declined by 1.00 percent on negative sentiment in Total and Oando Plc; the NSE-INSURANCE index shed 0.08 percent while the NSE-CONSUMER GOODS index lost 0.96 percent..

Negative market breath sustained– Market breadth closed negative with 10 advancers and 31 decliners. CILEASING led advancers by 5.15 percent, VITAFOAM 4.43 percent, UPL 3.73 percent, UBN 3.63 percent and NASCON 2.65 percent. On the flip side, JAIZBANK led the losers table by 5.00 percent, ACCESS 4.98 percent, FCMB 4.96 percent, STANBIC 4.93 percent and DANGCEM 4.89 percent.

Daily Statistics

Equities:	
All Share Index	36,102.38
Daily Return	(2.68%)
Market Cap.	N12.44trn
Week-to-date	(5.58%)
Year-to-date return	34.34%
Volume	224.77mn
Value	N5.09bn
Deals	4,822
Money Market:	
Overnight	42.29%
1 month	20.09%
3 months	22.34%
6 months	24.11%
Exchange Rate:	
₦/\$	305.65
Change	0.00%

Contact:
Planet Capital Research
Email:
informationalservices@planetcapitaltd.com

August 16, 2017

Profit taking in Banking and Ind. Goods Stocks dragged ASI down by 2.68%....

SECTOR ANALYSIS	16/08/2017	15/08/2017	CHANGE (%)	YTD RETURN (%)
NSE-30	1,662.38	1,703.10	(2.39%)	39.09%
NSE-BANKING	431.51	444.12	(2.84%)	57.30%
NSE-INSURANCE	136.91	137.02	(0.08%)	8.41%
NSE-CON.GOODS	962.36	971.64	(0.96%)	35.04%
NSE-OIL&GAS	311.49	314.64	(1.00%)	(0.38%)
NSE-IND.GOODS	2,127.00	2,195.25	(3.11%)	33.33%

GAINERS TABLE

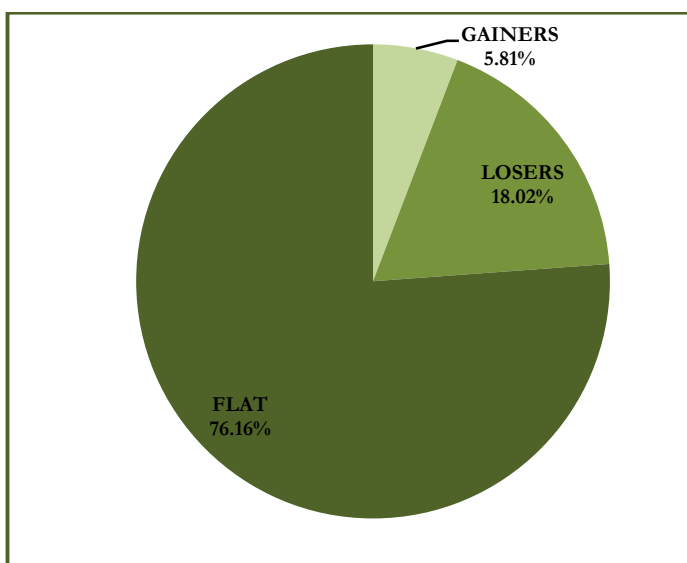
SYMBOL	CLOSE	PREVIOUS	CHANGE	YTD RTN
CILEASING	₹1.02	₹0.97	5.15%	104.00%
VITAFOAM	₹2.83	₹2.71	4.43%	17.92%
UPL	₹2.78	₹2.68	3.73%	(34.43%)
UBN	₹6.00	₹5.79	3.63%	9.09%
NASCON	₹12.00	₹11.69	2.65%	41.18%
FIDELITYBK	₹1.29	₹1.26	2.38%	53.57%
DANGSUGAR	₹12.80	₹12.67	1.03%	109.49%
NESTLE	₹1220.00	₹1208.10	0.99%	50.62%
UBA	₹9.50	₹9.41	0.96%	111.11%
TRANSCORP	₹1.36	₹1.35	0.74%	56.32%

LOSERS TABLE

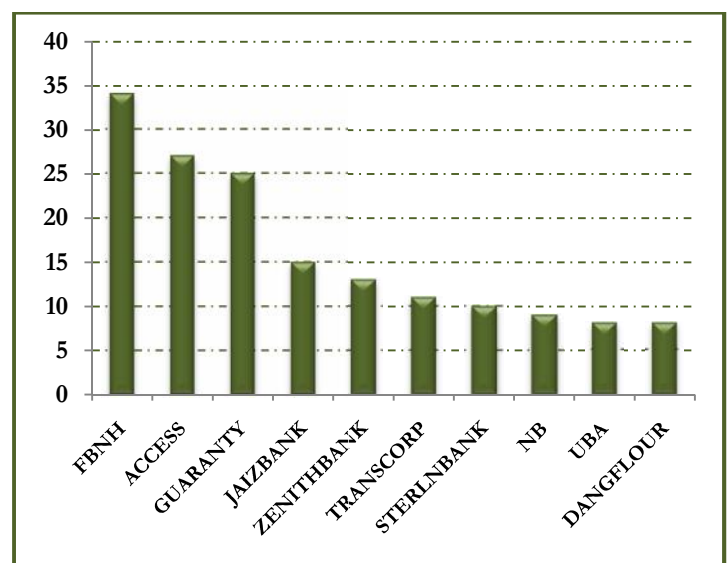
SYMBOL	CLOSE	PREVIOUS	CHANGE	YTD RTN
JAIZBANK	₹0.76	₹0.80	(5.00%)	(%)
ACCESS	₹9.93	₹10.45	(4.98%)	(69.17%)
FCMB	₹1.15	₹1.21	(4.96%)	4.55%
STANBIC	₹37.03	₹38.95	(4.93%)	147.69%
DANGCEM	₹214.00	₹225.	(4.89%)	23.00%
CUTIX	₹2.19	₹2.30	(4.78%)	15.87%
MAYBAKER	₹2.81	₹2.95	(4.75%)	198.94%
LIVESTOCK	₹0.81	₹0.85	(4.71%)	(3.57%)
GUARANTY	₹37.10	₹38.92	(4.68%)	50.20%
TOTAL	₹227.00	₹236.5	(4.04%)	(24.08%)

5

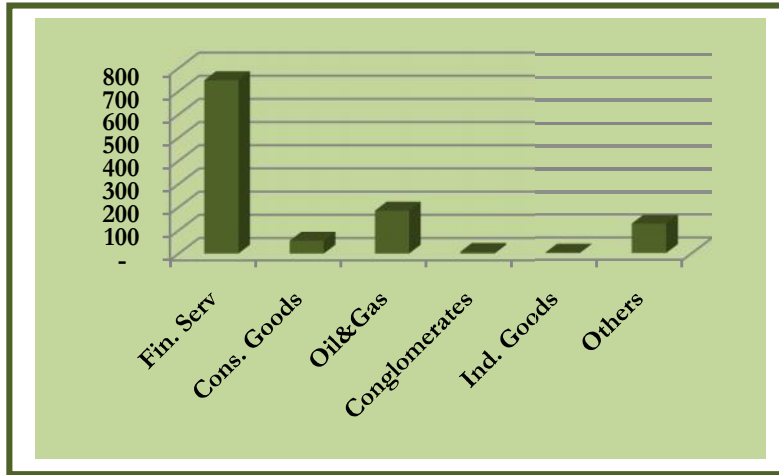
GAINERS VS LOSERS – PERCENTAGE DISTRIBUTION



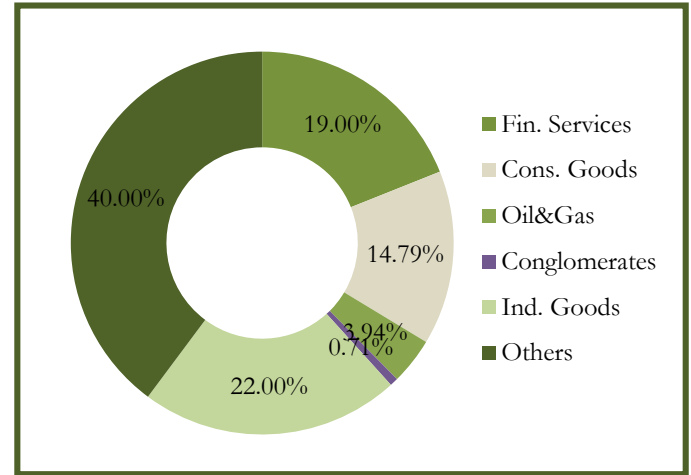
TOP TEN BY VOLUME (MILLION)



SECTOR CONTRIBUTION BY VOLUME (MILLION)



MKT CAP BY SECTORS



GLOBAL MARKETS	16/08/2017	15/08/2017	CHANGE (%)	YTD RTN (%)
S&P 500	2,477.38	2,476.83	0.02%	15.85%
FTSE 100	7,528.26	7,511.71	0.22%	5.45%
NIKKEI	19,537	19,729.74	0.28%	2.21%
JALSH	56,163.60	55,944.83	100%	10.30%
IBOV INDEX	67,373.86	66,897.98	0.71%	16.94%
NIFTY	10,054.80	10,066.40	(0.12%)	17.33%
MICEX	1,970.11	1,953.49	(0.85%)	6.78%

Source: Bloomberg

ECONOMIC UPDATE/FINANCIAL HIGHLIGHTS

NNDC, Turkey invest \$15m to revive Kaduna Textile - The New Nigeria Development Company (NNDC) says it will invest 15 million dollars through a partnership with a Turkish firm to reactivate the collapsed Kaduna Textile company. Source VON

Economic Devt: Emir Sanusi Leads Kano Govt Delegation To China - Emir of Kano, Muhammad Sanusi II, has lead the Kano State government delegation to China in pursuance of beneficial trade and economic development deals with Chinese trading partners. Source Leadership

FIRS, States Collaborate to Track High Net Worth Persons - The Joint Tax Board (JTB) and the Federal Inland Revenue Service (FIRS) has said it has started sharing information of high net worth individuals to profile their income and tax payments to ensure they pay the appropriate taxes. Source Thisday

JTB, VAIDS, FIRS Share Data on Nigeria's High Income Earners - The Joint Tax Board (JTB) and the Federal Inland Revenue Service (FIRS) have started sharing data of high net worth individuals to profile income earners and taxpayers in order to get them pay appropriate taxes. Source Thisday

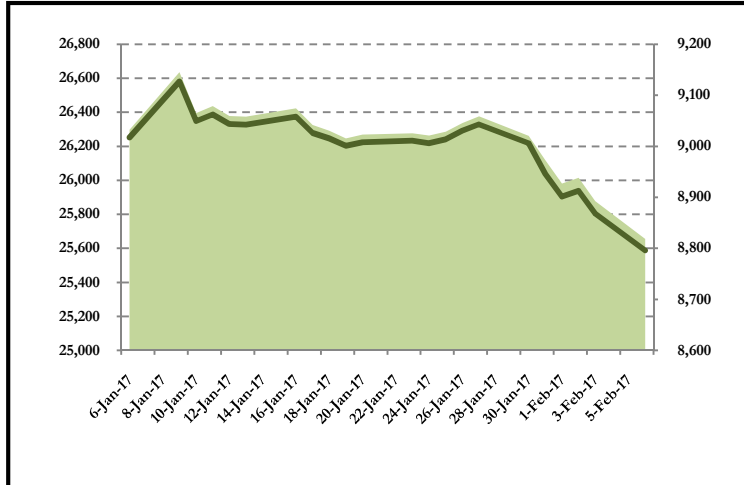
East-West Road collapse threatens \$50b invesment - The collapse of a section of the East-West Road in Eleme in Rivers State has paralysed investments estimated at more than \$50 billion in the Eleme-Onne axis of the industrial hub of the state. Source THE NATION

New NASS bills threaten N6.5 trn pension industry - A set new Bills currently being debated at the National Assembly, if passed into law, will threaten the countrv's N6.5 trillion pension funds. as well as the stability and success already achieved with the Contributory Pension

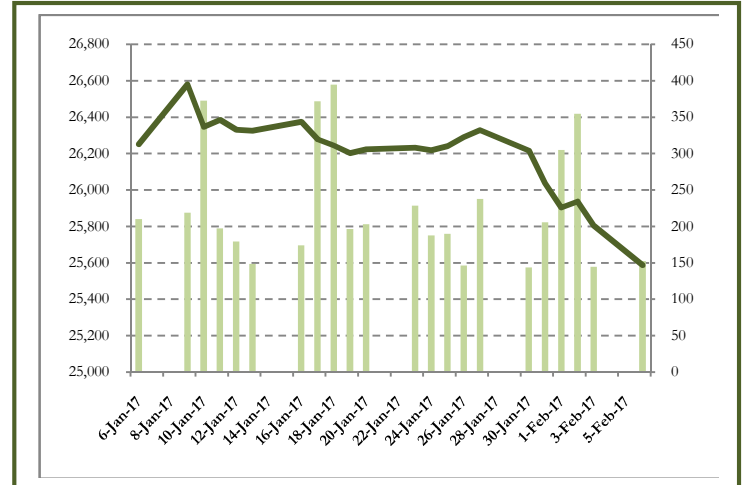
August 16, 2017

Profit taking in Banking and Ind. Goods Stocks dragged ASI down by 2.68%....

INDEX VS MARKET CAP – ONE MONTH



INDEX VS VOLUME – ONE MONTH



KEY ECONOMIC INDICATORS

- MPR increased retained at 14%.
- CRR on Public Sector deposits at 22.50%.
- CRR on Private Sector deposits at 22.50%.
- Liquidity ratio held constant at 30%.
- June inflation rate ease to 16.10%.

MONEY MARKET

Interbank lending rates declined to an average of 16.46 percent on liquidity improvement in the system, with a decrease of 1.58 percent when compared to 18.05 percent previously.

The overnight, 30-day and 90-day rates gained 4.79 percent, 0.37 percent and 0.18 percent to 21.67 percent, 18.20 percent and 21.56 percent respectively.

Likewise, the 180-day lending rate settled at 23.46, representing an increase of 0.48 percent.

At the interbank market, the local currency firmed up by 0.33 percent to close N305.50/US Dollar.

August 16, 2017

Profit taking in Banking and Ind. Goods Stocks dragged ASI down by 2.68%....

EARNINGS UPDATE

SYMBOL	PERIOD	TURNOVER(N'mn)			PAT(N'mn)			CORP. ACTION
		PRESENT	PREVIOUS	%CHANGE	PRESENT	PREVIOUS	%CHANGE	
GUARANTY	H1'17	214,095	209,866	2.02%	83,681	71,765	16.60%	30Kobo
ZENITH	H1'17	380,440	214,812	77.10%	75,317	35,467	112.36	25Kobo
FLOURMILLS	Q1'17/18	148,975	119,206	24.97%	4,533	4,416	2.65%	
OKOMUOIL	H1'17	12,474	7,545	65.33%	6,236	3,596	73.41%	
CCNN	H1'17	4,159	2,900	42.97%	517	418	23.68%	
DANGCEM	H1'17	412,700	292,100	41.30	144,000	103,400	39.30	
FCMB	H1'17	77,500	88,300	-12.20%	3,000	15,700	-80.70%	
DANGSUGAR	H1'17	118,700	70,500	68.40%	17,100	7,400	131.70%	
NB	H1'17	181,000	157,400	15.00%	23,800	19,100	24.60%	
DIAMONDBNK	H1'17	114,000	98,000	16.00%	9,300	9,100	3.00%	
UAC	H1'17	48,400	36,800	31.60%	1,200	2,600	-54.50%	
FBNH	H1'17	288,800	267,900	7.80%	29,500	35,900	-17.90%	
AFRIPRUD	H1'17	1,490	960	55.21	866	263	229.28	
UCAP	H1'17	3,876	3,655	6.05	1,996	3,589	-44.39	
UNILEVER	H1'17	45,105	32,277	39.74	3,677	1,095	235.80	
FLOURMILLS	FY'16/17	524,464	342,586	53.09	8,838	14,422	-38.72%	
GREIF	H1'16/17	768	434	76.96%	58	28	107.14%	
CADBURY	Q1'17	8,071	7,121	13.34%	93	673	86.18%	
ASHAKACEM	Q1'17	8,831	3,617	144.15%	2,161	157	1276.43%	
WAPCO	Q1'17	81,310	52,420	55.11%	5,163	(1,872)	-375.80%	
NB	Q1'17	91,288	77,554	17.71%	11,450	10,455	9.52%	
STANBIC	Q1'17	47,022	34,780	35.20%	16,074	7,791	106.31%	
ETI	Q1'17	665,001	542,706	22.53%	(51,909)	22,098	-334.90%	
AFRICAPRUD	Q1'17	646	400	61.50%	377	192	96.35%	
UCAP	Q1'17	2,113	1,856	13.85	1,174	1,139	3.07	
ETI	FY'16	665,001	542,706	22.53%	(51,909)	22,098	-334.90%	
PRESCO	FY'16	15,716	10,448	50.42%	21,739	2,495	771.30%	
FO	Q1'17	33,003	35,602	-7.30%	1,885	955	97.38%	
CONTINSURE	FY'16	22,406	19,738	13.52%	3,117	2,141	45.59%	14Kobo
ZENITHBNK	FY'16	507,997	432,535	17.45%	129,329	105,663	22.40%	N1.77
TRANSCOHOT	FY'16	15	13	9.53%	4,095	3,497	17.10% [^]	



August 16, 2017

Profit taking in Banking and Ind. Goods Stocks dragged ASI down by 2.68%....

Analysts:

Ibinabo Princewill
iprincewill@planetcapitaltd.com

Wale Ojo
oojo@planetcapitaltd.com

Office:
Planet Capital Limited
3rd floor, St. Peter's house
3, Ajele street, P.O. Box 360, Marina, Lagos-Nigeria.
Tel: 01 2702296
Email: info@planetcapitaltd.com
Research: informationalservices@planetcapitaltd.com
Website: www.planetcapitaltd.com

Analyst Disclosure

Investments discussed in this report may not be suitable for all investors and the reader(s) should independently determine their suitability and evaluate the investment risks associated with such investments. All investors are solely responsible for their investment decisions. Any decision to purchase or subscribe for securities in any offering must be based solely on existing public information on such security or the information in the prospectus or other offering document issued in connection with such offering, and not on this report. Planet Capital, through business units other than Planet Capital Research, may have issued and may in the future issue trading ideas or recommendations that are inconsistent with, and reach different conclusions from, the information presented in this report. Such ideas or recommendations reflect the different time frames, assumptions, views and analytical methods of the persons who prepared them, and Planet Capital is under no obligation to ensure that such other trading ideas or recommendations are brought to the attention of any recipient of this report. To the extent that this report discusses any legal proceeding or issue, it has not been prepared as nor is it intended to express any legal conclusion, opinion or advice. Information relating to the tax status of companies whose securities are discussed in this report is not intended to provide tax advice or to be used by anyone to provide tax advice. By accepting this research report, you agree to be bound by the foregoing limitations. Planet Capital Limited is registered with the Securities & Exchange Commission as an issuing house, underwriter and financial adviser. This document is for information purposes only and for private circulation. No portion of this document may be reprinted, sold or redistributed without the written consent of Planet Capital Limited. Planet Capital research report is disseminated and available primarily electronically, and, in some cases, in printed form.